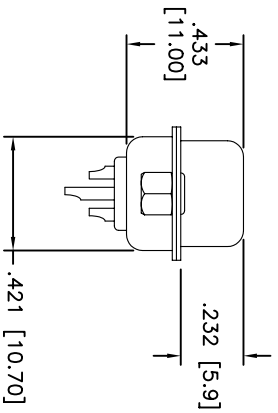
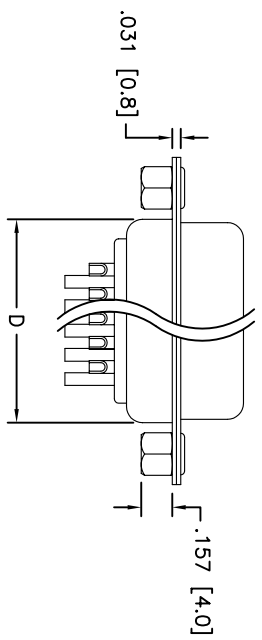
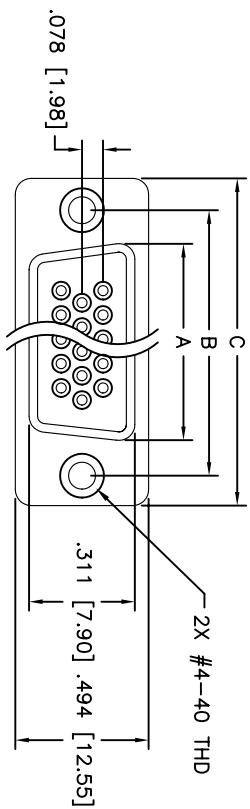


Rev	AWO #	Description	Date	Appr
-		RELEASED	11/15/043	

APPROVED: _____
 DATE: _____ TITLE: _____



Unit: Inch / mm

POSITIONS	Socket Dimensions			
	A	B	C	D
15	.643 (16.33)	.984 (24.99)	1.213 (30.81)	.759 (19.28)
26	.971 (24.66)	1.312 (33.32)	1.541 (39.14)	1.083 (27.51)
44	1.511 (38.38)	1.852 (47.04)	2.008 (53.04)	1.626 (41.30)
62	2.159 (54.84)	2.500 (63.50)	2.729 (69.32)	2.272 (57.71)

ADAM TECH

909 Rahway Avenue, Union, NJ 07083
 Phone: 908-687-5000 Fax: 908-687-5710

D-SUB, HIGH DENSITY, STRAIGHT
 FEMALE SOLDER CUP

SPECIFICATIONS:
 Material:
 Insulator: PBT, glass reinforced, rated UL 94V-0
 Contacts: Phosphor Bronze
 Plating:
 Gold Flash over Nickel underplate overall
 Electrical:
 Operating voltage: 250 VAC max
 Current rating: 5 Amps max
 Insulation resistance: 5000 Mohms min @ 500 VDC
 Dielectric withstanding voltage: 1000 VAC for 1 minute
 Temperature Rating:
 Operating temperature: -65°C to +125°C

UNLESS OTHERWISE SPECIFIED ALL DIMENSIONS ARE INCHES [MM]		TOLERANCES EXCEPT AS NOTED INCHES		HOLE SIZES	
.X	± .10	Ø.X	± .10		
.XX	± .020	Ø.XX	± .015		
.XXX	± .015	Ø.XXX	± .010		
APPROVALS		DATE		TITLE	
DRAWN	SS	11/15/04		D-SUB, HIGH DENSITY, STRAIGHT FEMALE SOLDER CUP	
CHECKED				SIZE	PART NO.
APPROVED				X	HDTXX-SD-SL
REF:		SCALE:	NTS	SHEET	1 OF 1