

6

5

4

3

2

1

**MATERIAL AND FINISH:**

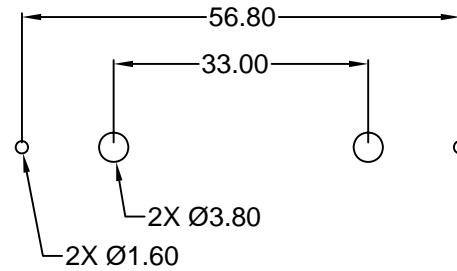
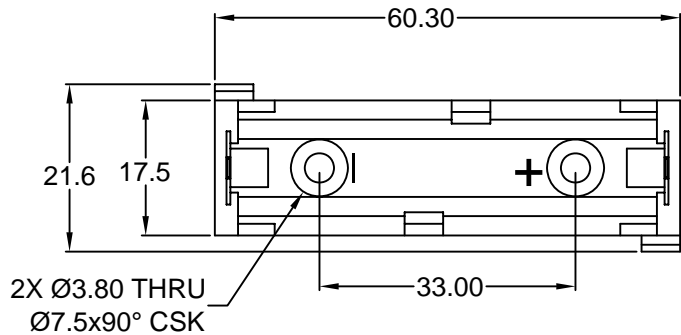
Insulator: Glass filled Nylon, black, UL-94-HB rated

Contacts: Clean Nickel Silver

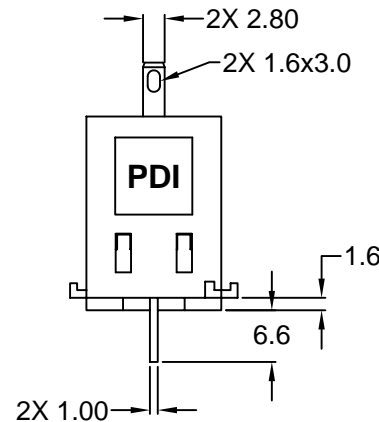
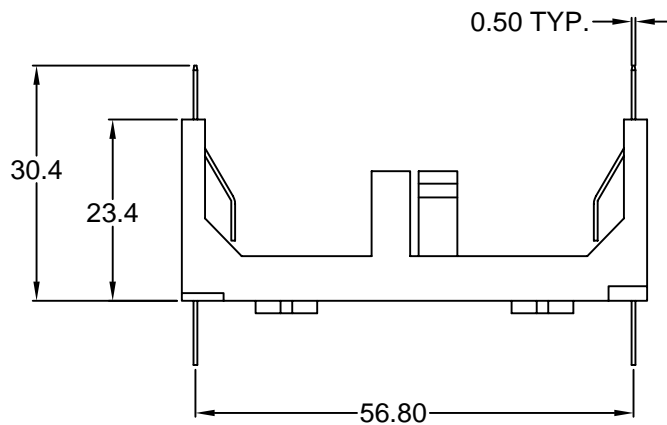
**ENVIRONMENTAL**

Operating temperature: -30°C TO +70°C

RoHS  
COMPLIANT



RECOMMENDED  
PCB MOUNT



**NOTES:**

Dual connections. PC spills & 2.8 series tabs/solder tags(PC spills may be removed if required)

TOLERANCE  
UNLESS OTHERWISE SPECIFIED  
X ± 1  
X.X ± 0.4  
X.XX ± 0.20

**Power Dynamics, Inc.**

Phone: 973 560-0019 Whippany, New Jersey Fax: 973 560-0076

PART: 1 CELL AA (R6) BATTERY HOLDER, PCB/  
BASEBOARD MOUNT, SOLDER TERMINALS

DRAWN BY	BP	DATE:	11/06/00
CHECK BY	TD	DATE:	11/06/00
APPR BY	JJ	DATE:	11/06/00

PART #: <b>B35</b>		SHEET 1 of 1
SIZE: A	ALL DIMENSIONS FOR REFERENCE ONLY DIMENSIONS ARE IN MILLIMETERS	
SCALE: NTS		REV: A

REVISIONS	CHANGE	CHNG	CHK	APPR
	REVISED / UPDATED	GO	TD	PB
	DATE	03/04/02		
	REV	A		

6

5

4

3

2

1