



1N4148

DIODE

HIGH-SPEED SWITCHING DIODE

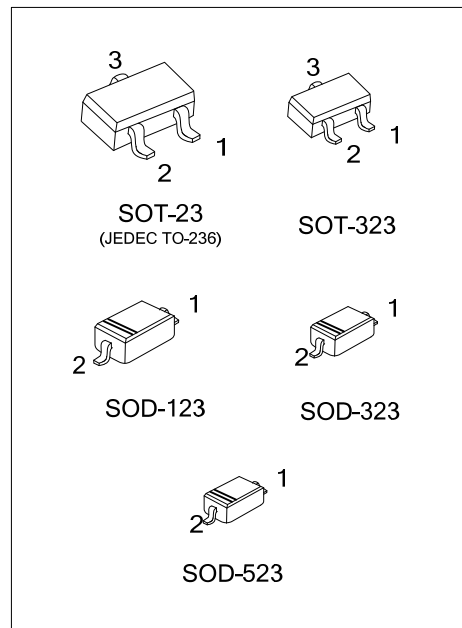
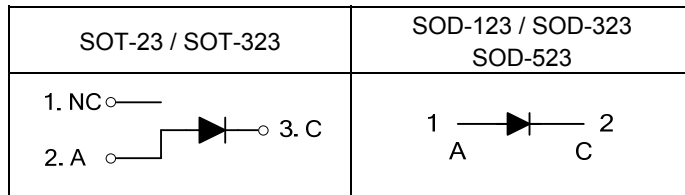
DESCRIPTION

The UTC **1N4148** is designed for high-speed switching application in hybrid thick-and thin-film circuits. The devices is manufactured by the silicon epitaxial planar process and packed in plastic surface mount package.

FEATURES

- * Ultra-high speed
- * Low forward voltage
- * Fast reverse recovery time

SYMBOL



ORDERING INFORMATION

Ordering Number		Package	Pin Assignment			Packing
Lead Free	Halogen Free		1	2	3	
1N4148L-AE3-R	1N4148G-AE3-R	SOT-23	NC	A	C	Tape Reel
1N4148L-AL3-R	1N4148G-AL3-R	SOT-323	NC	A	C	Tape Reel
1N4148L-CA2-R	1N4148G-CA2-R	SOD-123	A	C	-	Tape Reel
1N4148L-CB2-R	1N4148G-CB2-R	SOD-323	A	C	-	Tape Reel
1N4148L-CC2-R	1N4148G-CC2-R	SOD-523	A	C	-	Tape Reel

Note: Pin assignment: A: Anode C: Cathode NC: No Connection

<p>1N4148G-AE3-R</p> <ul style="list-style-type: none"> (1) Packing Type (2) Package Type (3) Green Package 	<ul style="list-style-type: none"> (1) R: Tape Reel (2) AE3: SOT-23, AL3: SOT-323, CA2: SOD-123, CB2: SOD-323, CC2: SOD-523 (3) G: Halogen Free and Lead Free, L: Lead Free
--	--

■ MARKING

SOT-23 / SOT-323	SOD-123
 <p>S8 → L: Lead Free G: Halogen Free</p>	 <p>S8 → L: Lead Free G: Halogen Free</p>
SOD-323	SOD-523
 <p>4148 → L: Lead Free G: Halogen Free</p>	 <p>S8 → L: Lead Free G: Halogen Free</p>

■ ABSOLUTE MAXIMUM RATINGS (T_A=25°C, unless otherwise specified)

PARAMETER		SYMBOL	RATINGS	UNIT
Maximum Repetitive Reverse Voltage		V _{RRM}	100	V
Average Rectified Forward Current		I _{F(AV)}	200	mA
Non-repetitive Peak Forward Surge Current	Pulse Width = 1.0 sec	I _{FSM}	1.0	A
	Pulse Width = 1.0 ms		4.0	A
Power Dissipation(Note 3)	SOT-23	P _D	350	mW
	SOD-123		400	
	SOT-323		270	
	SOD-323/SOD-523		200	
Junction Temperature		T _J	+175	°C
Storage Temperature		T _{STG}	-65 ~ +200	°C

Notes: 1. Absolute maximum ratings are those values beyond which the device could be permanently damaged.

Absolute maximum ratings are stress ratings only and functional device operation is not implied.

2. These ratings are based on a maximum junction temperature of 200°C.

3. Device mounted on FR-4 PCB minimum land pad.

■ THERMAL DATA

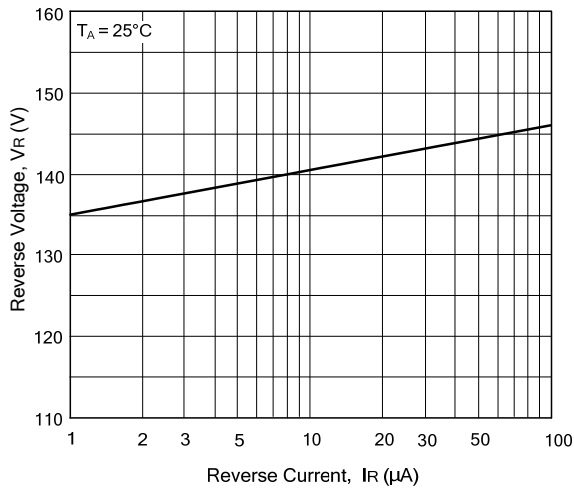
CHARACTERISTIC		SYMBOL	RATINGS	UNIT
Junction to Ambient	SOT-23	θ _{JA}	357	°C/W
	SOD-123		312	
	SOT-323		460	
	SOD-323/SOD-523		500	

■ ELECTRICAL CHARACTERISTICS (T_A=25°C, unless otherwise specified)

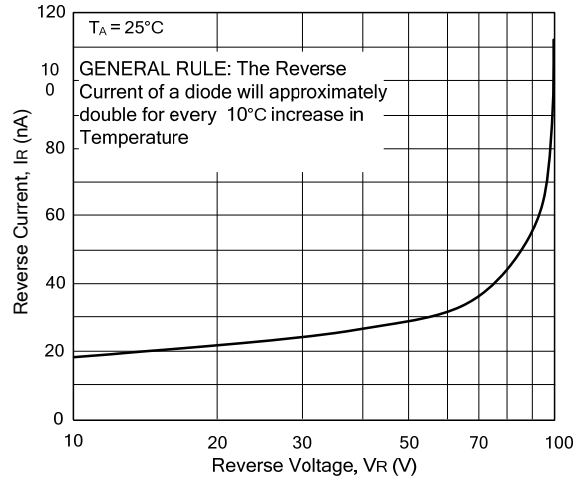
PARAMETER	SYMBOL	TEST CONDITIONS	MIN	TYP	MAX	UNIT
Breakdown Voltage	V _R	I _R = 100µA	100			V
		I _R = 5.0µA	75			V
Forward Voltage	V _F	I _F = 10 mA			1.0	V
Reverse Current	I _R	V _R = 20 V			25	nA
		V _R = 75 V			5.0	µA
Total Capacitance	C _T	V _R = 0, f = 1.0MHz			4.0	pF
Reverse Recovery Time	t _{rr}	I _F = 10 mA, V _R = 6.0 V (60mA) I _{RR} = 1.0 mA, R _L = 100Ω			4.0	ns

TYPICAL CHARACTERISTICS

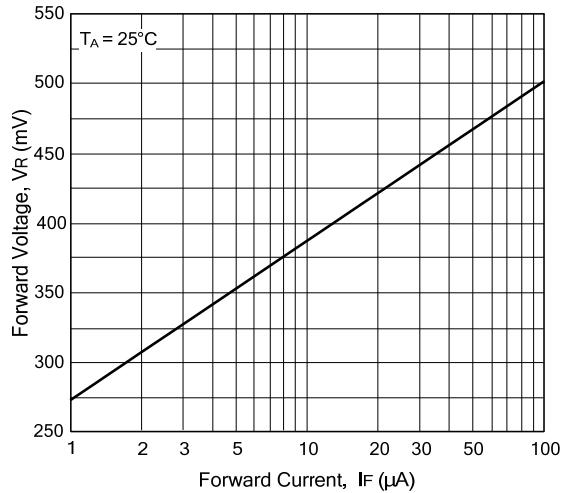
Reverse Voltage vs. Reverse Current
BV - 1.0 ~ 100 μ A



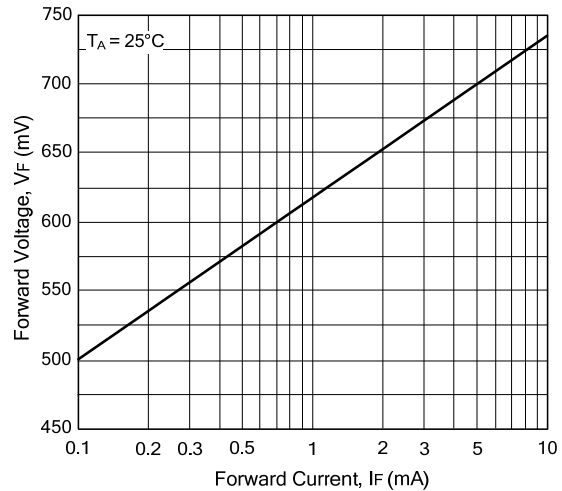
Reverse Current vs. Reverse Voltage
IR - 10 ~ 100 V



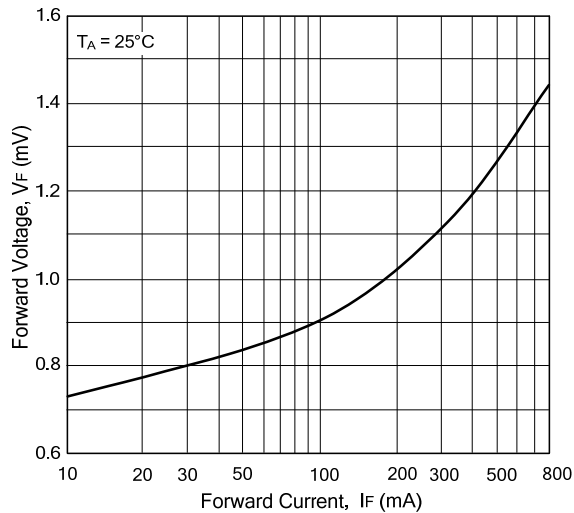
Forward Voltage vs. Forward Current
VF - 1 ~ 100 μ A



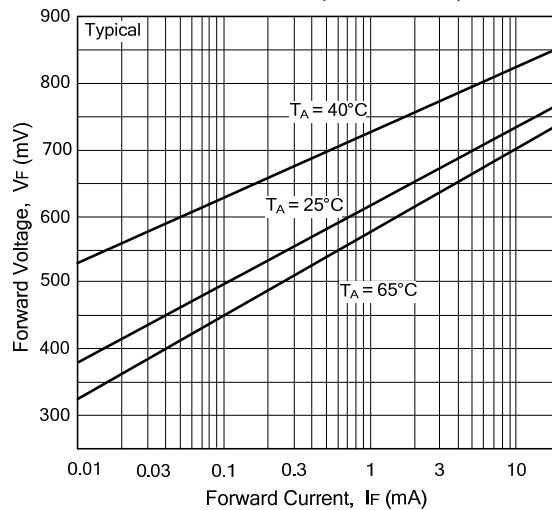
Forward Voltage vs. Forward Current
VF - 0.1 ~ 10 mA



Forward Voltage vs. Forward Current
VF - 10 ~ 800 mA

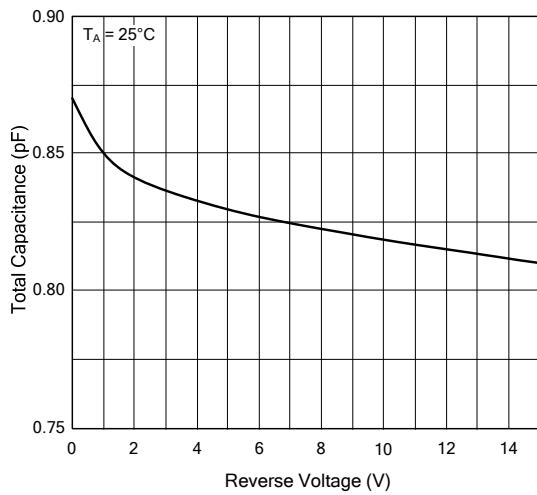


Forward Voltage vs. Ambient Temperature
VF - 0.01 - 20 mA (-40 ~ +65°C)

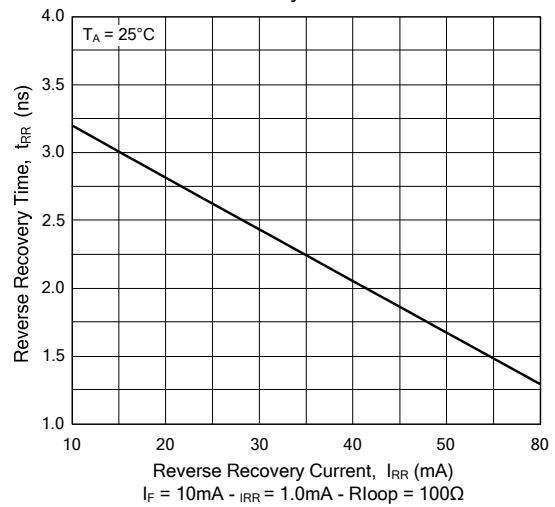


■ TYPICAL CHARACTERISTICS(Cont.)

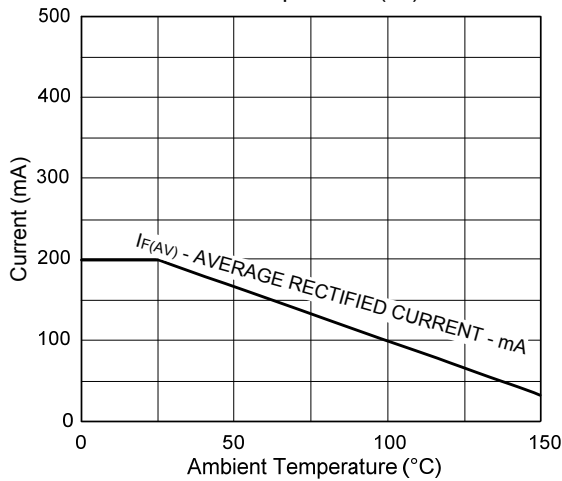
Total Capacitance



Reverse Recovery Time vs. Reverse Recovery Current



Average Rectified Current ($I_{F(AV)}$) vs. Ambient Temperature (T_A)



UTC assumes no responsibility for equipment failures that result from using products at values that exceed, even momentarily, rated values (such as maximum ratings, operating condition ranges, or other parameters) listed in products specifications of any and all UTC products described or contained herein. UTC products are not designed for use in life support appliances, devices or systems where malfunction of these products can be reasonably expected to result in personal injury. Reproduction in whole or in part is prohibited without the prior written consent of the copyright owner. The information presented in this document does not form part of any quotation or contract, is believed to be accurate and reliable and may be changed without notice.