

KEY FEATURES

- Open Frame LED Power Supply
- With Constant Current & Constant Voltage (C.C+C.V mode)
- Universal Input: 100-277 VAC
- With P.F.C. Function, PF>0.9
- High Efficiency up to 90%
- Free Air Convection
- Protections: Over Load / Over Voltage / Short Circuit
- High Reliability & Double Layered PCB
- Ultra Compact Size: 5.0 x 2.5 x 1.3 Inches
- 3-Years Product Warranty



ELECTRICAL SPECIFICATIONS

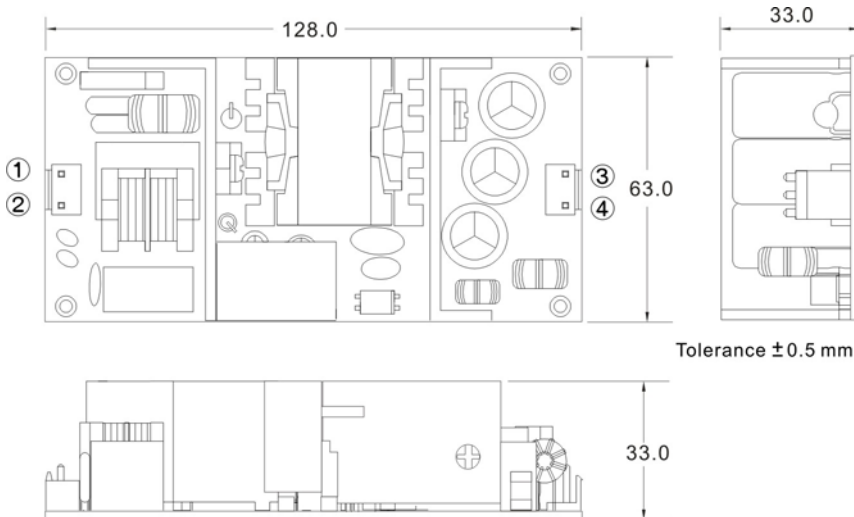
All specifications valid at normal input voltage, full load and +25°C after warm-up time unless otherwise stated.

Model No.	ZLF100-24S	ZLF100-36S	ZLF100-54S	
Max output wattage (W)	96W	96W	95.58W	
Input	Voltage (Note2)			90-295 VAC
	Frequency (Hz)			50 / 60 Hz
	Power factor			PF>0.9 at Full load (115 VAC / 230 VAC)
	Current (Full load)			1.4A max. (115 VAC) / 0.7A max. (230 VAC)
	Inrush current			60 A max. (Cold Start at 230 VAC)
	Leakage Current			< 0.7 mA max at 240 VAC
Output	Voltage (V.DC.)	24V	36V	54V
	Voltage ADJ Range Setup	22 ~ 27V	33 ~ 40V	49 ~ 58V
	Constant Current Operation Voltage (max) (CC Mode) (Note3)	15.6~ 24 VDC	23.4~36 VDC	35.1~54 VDC
	Voltage Tolerance	±10%		
	Preset Current (mA) (CC Mode)	3850	2450	1750
	Current Adjustment Range (mA) (CC Mode)	2600~4000	1720~2650	1150~1770
	Minimum Load (mA)	2600	1720	1150
	Line Regulation (100-277VAC) (typ.)	±4%		
	Load Regulation (Min-Max) (typ.)	±5%		
	Ripple & Noise (max)	2.7Vp-p	3.6Vp-p	5Vp-p
Efficiency (at 230VAC.) (typ)	89%	90%	90%	
Protection	Over current protection	Auto recovery		
	Over voltage protection	Zener diode clamp		
	Short circuit protection	Auto recovery		
Isolation	Input-Output (V.AC)	3750V		
	Input-FG (V.AC)	1880V		
	Output-FG (V.AC)	500V		
Environment	Operating temperature	-30°C...+70°C (with derating)		
	Storage temperature	-40°C...+85°C		
	Temperature coefficient	0.02%/°C		
	Humidity	95% RH		
	MTBF	>530,000 h @ 25°C (MIL-HDBK-217F)		
Physical	Dimension (L x W x H)	6.44 x 2.79 x 1.50 Inches (163.7 x 71.0 x 38.0 mm) Tolerance ±0.5 mm		
	Weight	g		
	Cooling method	Free air convection		
Safety	Agency Approvals	UL8750、IEC / EN 61347-2-13、IEC / EN 61347-1 (Pending)		
EMC	EMI (Conducted & Radiated Emission)	EN 55015 (Pending)		
	EMS (Noise Immunity)	EN 61547 (Pending)		
	Harmonic Current	EN 61000-3-2(at Full Load)、EN 61000-3-3 (Pending)		
	Surge	2KV L-L, 4KV L-E		

Note:

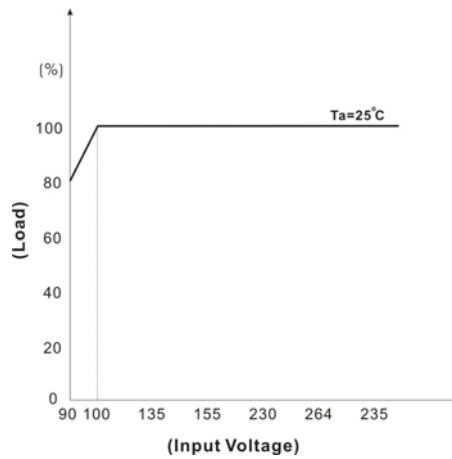
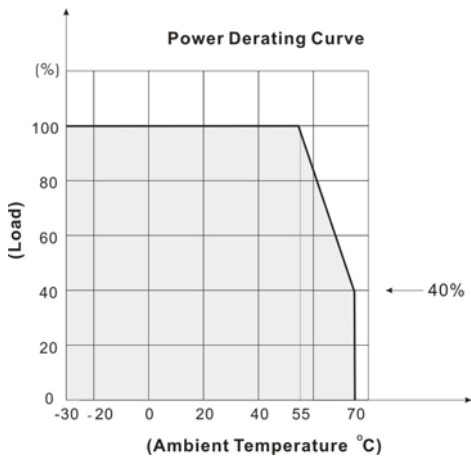
1. Ripple & Noise are measured at 20MHz of bandwidth with 0.1uF & 47uF parallel capacitor.
2. Please check the derating curve for more details.
3. Input Voltage=115 or 230 VAC. This is the suitable operation region for LED related application.but please reconfirm special electrical requirements for some specific system design.

MECHANICAL DIMENSION (Top View)



PIN#	SINGLE
1	AC IN (N)
2	AC IN (L)
3	+DC OUT
4	-DC OUT

DERATING



BLOCK DIAGRAM

