


1D10A Series Class D Inductor



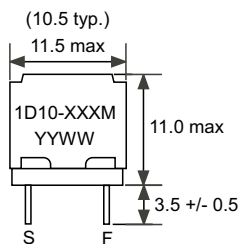
Features

- Small Footprint
- Shielded Design for low EMI
- Ferrite Material Designed for Audio Applications

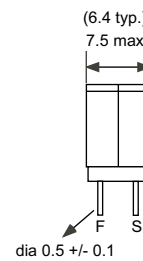
Applications

- Class D Audio Amplifiers

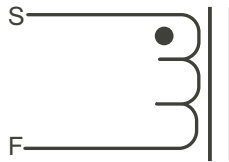
Front View



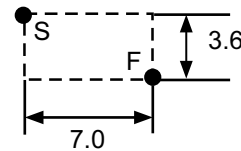
Side View



Schematic



Footprint



units: mm

Electrical Specifications

Part No.	L_s^1 ($\mu\text{H} \pm 20\%$)	DCR (mOhms Max.)	I_{sat}^5 (A _{dc})	I_{DC}^4 (A _{dc})
1D10A-100M	10	20.5	7.5	4.5
1D10A-150M	15	20.5	5	4.5
1D10A-220M	22	20.5	3.5	4.5
1D10A-330M	33	20.5	2	4.5

Notes:

1. Tested at 1kHz, 1Vrms series.
2. Electrical specifications at 25°C.
3. Operating range: -40°C to +130°C. This is a combination of ambient plus temperature rise.
4. DC current through winding to cause a 40°C temperature rise at 25°C ambient.
5. DC current through the winding to cause a 10% drop in inductance
6. All products are RoHS-compliant
7. Meets UL 94V-0

Specifications subject to change without notice.

