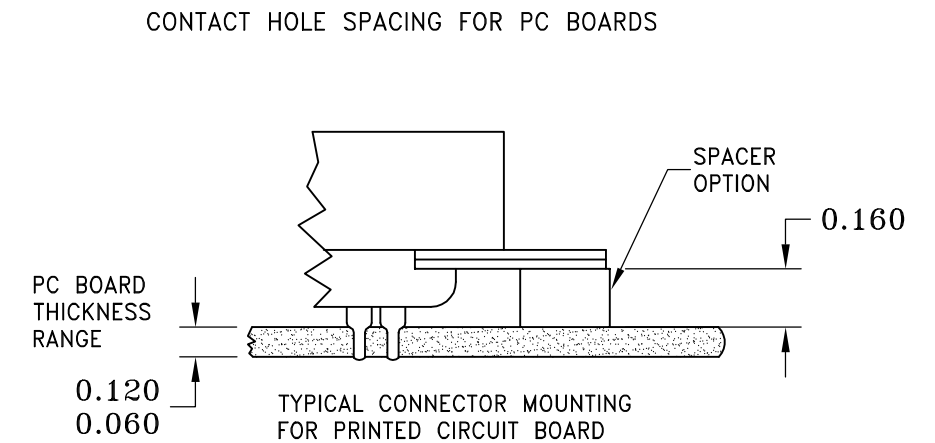
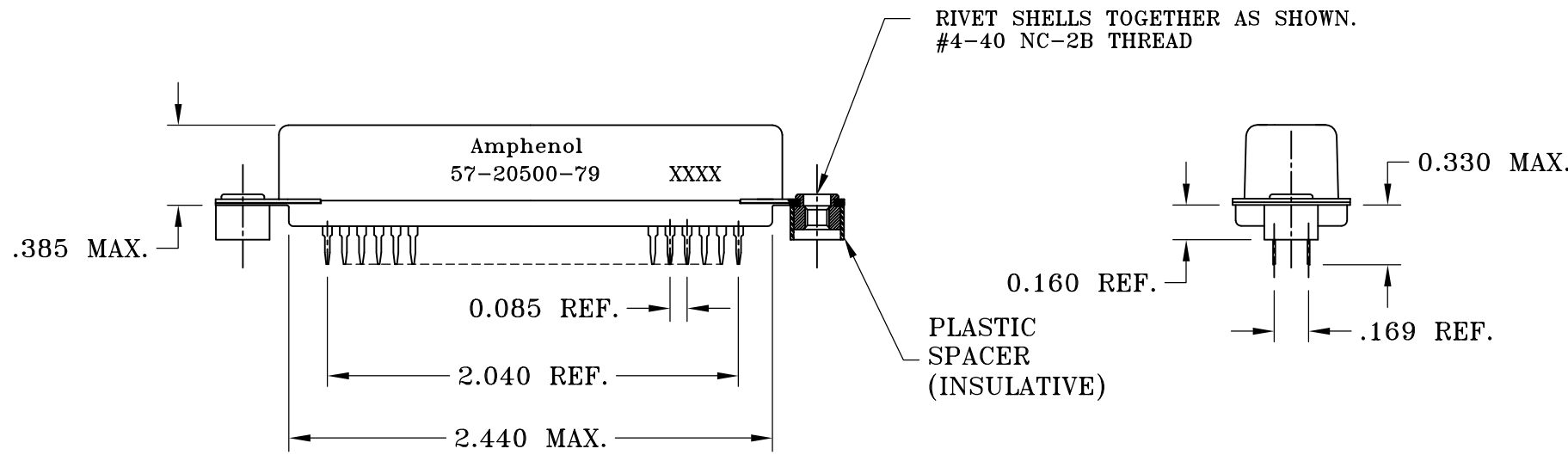
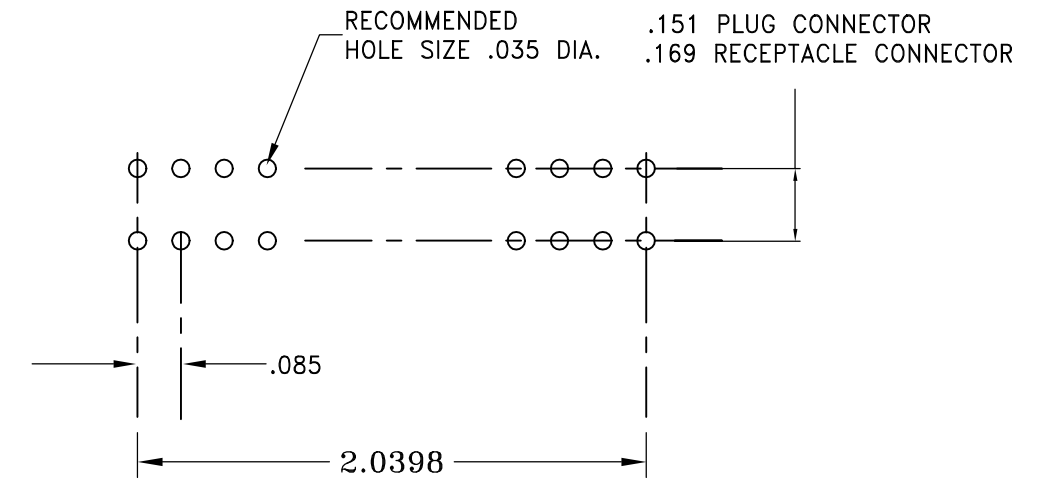
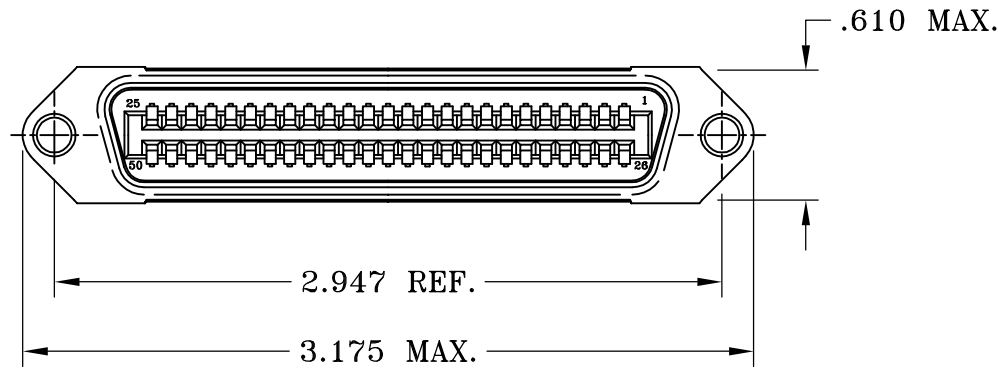


This document is the property of Amphenol Corporation and is delivered on the express condition that it is not to be disclosed, reproduced or used in whole or in part, for manufacture or sale by anyone other than Amphenol Corporation without its prior consent, and that no right is granted to disclose or to use any information in this document.

REVISIONS				
SYM	ECN	DESCRIPTION	DATE	APPROVED
A	HK	RELEASED TO CUSTOMER	09/03/01	Y.M.LEE
B	HK#	ADD CHOP OF ROHS	4/10/06	IP



RIVET SHELLS TOGETHER AS SHOWN.  
#4-40 NC-2B THREAD

PLASTIC SPACER  
(INSULATIVE)

**SPECIFICATIONS:**

- 1) SOLDER PCB CONTACT: 0.156" [3.96] TAIL LENGTH.
- 2) DIELECTRIC: DIALYL-PHTHALATE PER MIL-M-14F TYPE MDG UL-94V0
- 3) CONTACT MATERIAL: COPPER ALLOY
- 4) CONTACT: 20 MICRO-INCHES MIN. GOLD MATING AREA: 3-5 MICRO-INCHES GOLD TERMINAL AREA: 50 MICRO-INCHES MIN. NICKEL UNDERPLATING ALL OVER.
- 5) SHELL MATERIAL: ZINC PLATED STEEL WITH CLEAR CHROMATE COATING
- 6) CURRENT CAPACITY: 5 AMPS/CONTACT
- 7) VOLTAGE RATING: 700 VOLTS D.C. AT SEA LEVEL  
200 VOLTS D.C. AT 70,000 FEET
- 8) INSULATION RESISTANCE: >5000 M OHM
- 9) DIELECTRIC WITHSTANDING VOLTAGE: 1200 VAC (RMS) AT SEA LEVEL
- 10) CONNECTOR MATING FORCE: REFER TO TABLE 1.
- 11) CONTACT RETENTION FORCE: 2 LBS MAX.
- 12) DURABILITY: 250 CYCLES MIN.
- 13) VIBRATION: NO INTERRUPTIONS < 1u SEC.
- 14) OPERATING TEMPERATURE: -55°C TO +105°C (-67°F TO +221°F)

TABLE 1

CONNECTOR SIZES	AVERAGE MATING FORCE (POUNDS)
14	5
24	8
36	12
50	15
64	19



**CUSTOMER INFORMATION DRAWING**

ITEM NO	NOMENCLATURE OR DESCRIPTION	QTY REQ'D
<b>PARTS LIST</b>		
UNLESS OTHERWISE SPECIFIED <b>TOLERANCES</b> U.S. METRIC .X +/- .015 .XX +/- .010 .XXX +/- .005 FRACTIONS +/- ANGLES +/- 1°		<b>Amphenol</b>  <b>TITLE 50 SIZE RECEPT. ASSY WITH .156" CONTACT TAIL &amp; PLASTIC SPACER</b>
<b>APPROVAL</b> DATE DRAWN XS.GUO 4/10/06 CHECKED CHECKED <b>DRAWING FILE:</b> \DRAWING\57\C572050079.DWG		
<b>FOR MATERIALS AND FINISHES SEE NOTES</b> REMOVE SHARP EDGES <b>DIMENSIONS</b> U.S. INCHES -(METRIC) -(MM)		<b>ANGLE OF PROJECTION</b> 
<b>SIZE</b> DRAWING NO. <b>A3</b> C57-20500-79		<b>REV.</b> <b>B</b>
<b>SCALE</b> NONE		<b>SHEET 1 OF 1</b>