

BOURNS®

Features

- 0402 size
- Available in E12 Series
- High frequency
- Nickel barrier

Applications

- Mobil phones
- Cellular phones
- CTV, VCR, HIC, FDD
- Automotive electronics

CI100505 Series - Multi-Layer Chip Inductors

Electrical Specifications

Bourns Part No.	Inductance		Q min. MHz			SRF MHz		DCR	I rms
	nH	Tol.%	100	800	1600	min.	typ.	ohm max.	mA max.
CI100505-1N0D	1.0	±0.3nH	8	20	26	6000	13000	0.10	300
CI100505-1N2D	1.2	±0.3nH	8	20	26	6000	10000	0.10	300
CI100505-1N5D	1.5	±0.3nH	8	20	30	6000	10000	0.10	300
CI100505-1N8D	1.8	±0.3nH	8	22	35	6000	9500	0.12	300
CI100505-2N2D	2.2	±0.3nH	8	22	35	6000	9000	0.16	300
CI100505-2N7D	2.7	±0.3nH	8	22	35	6000	9000	0.20	300
CI100505-3N3D	3.3	±0.3nH	8	22	35	6000	8000	0.22	300
CI100505-3N9D	3.9	±0.3nH	8	22	30	4000	6500	0.25	300
CI100505-4N7D	4.7	±0.3nH	8	22	30	4000	5000	0.28	300
CI100505-5N6D	5.6	±0.3nH	8	22	28	4000	5000	0.29	300
CI100505-6N8J	6.8	±5	8	22	28	3900	4400	0.35	300
CI100505-8N2J	8.2	±5	8	20	28	3600	4000	0.40	250
CI100505-10NJ	10	±5	8	20	24	3200	3500	0.45	250
CI100505-12NJ	12	±5	8	20	24	2700	3500	0.50	200
CI100505-15NJ	15	±5	8	20	20	2300	3000	0.55	200
CI100505-18NJ	18	±5	8	20	15	2100	2600	0.65	200
CI100505-22NJ	22	±5	8	20	13	1900	2200	0.80	200
CI100505-27NJ	27	±5	8	17	—	1600	1900	0.90	200
CI100505-33NJ	33	±5	8	16	—	1300	1700	1.10	200
CI100505-39NJ	39	±5	8	16	—	1200	1600	1.20	100
CI100505-47NJ	47	±5	8	10	—	1000	1300	1.30	100
CI100505-56NJ	56	±5	8	—	—	750	900	1.40	100
CI100505-68NJ	68	±5	8	—	—	700	800	1.40	100
CI100505-82NJ	82	±5	8	—	—	600	700	1.60	100
CI100505-R10J	100	±5	8	—	—	550	650	2.00	100

General Specifications

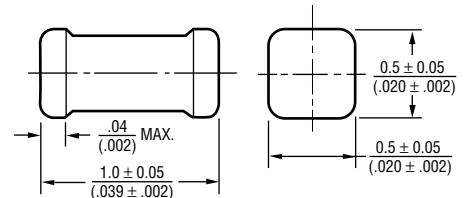
Temperature Rise

.....20°C max. at rated current
 Operating Temperature...-55°C to +125°C
 Storage Temperature.....-55°C to +125°C
 Reflow Soldering.....230°C, 10 sec. max.
 Resistance to Soldering Heat
260°C, 10 seconds

Materials

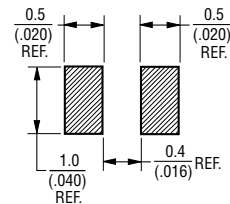
Base Material.....Ceramic
 Terminal Electrode.....Ag, Ni, Sn
 Packaging.....10,000 pcs. per reel

Product Dimensions

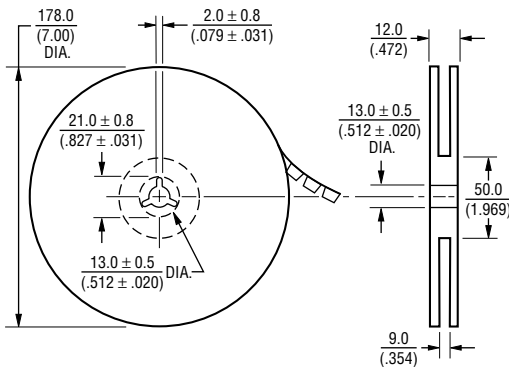


DIMENSIONS: $\frac{\text{MM}}{\text{(INCHES)}}$

Recommended Layout



Packaging Specifications



CI100505 Series - Multi-Layer Chip Inductors

BOURNS®

Electrical Specifications

