

FEATURES

- For Low Temperature Operation Down to $-110\text{ }^{\circ}\text{C}$
- Low Radioactivity 26 mm (1 Inch) square
- High UV Sensitivity by Synthetic Silica Window

APPLICATIONS

- High Energy Physics
- Academic Research



SPECIFICATIONS

GENERAL

Parameter		Description / Value	Unit
Spectral Response		160 to 650	nm
Wavelength of Maximum Response		420	nm
Window Material		Synthetic silica	—
Photocathode	Material	Bialkali	—
	Minimum Effective Area	20.5×20.5	mm^2
Dynode	Structure	Metal channel	—
	Number of Stages	10	—
Operating Ambient Temperature		-110 to $+50$	$^{\circ}\text{C}$
Storage Temperature		-110 to $+50$	$^{\circ}\text{C}$
Weight		22.9	g

MAXIMUM RATINGS (Absolute Maximum Values)

Parameter		Value	Unit
Supply Voltage	Between Anode and Cathode	900	V
	Between Anode and Last Dynode	150	V
Average Anode Current		0.1	mA

CHARACTERISTICS (at $25\text{ }^{\circ}\text{C}$)

Parameter		Min.	Typ.	Max.	Unit
Cathode Sensitivity	Luminous (2856 K)	80	100	—	mA/lm
	Blue Sensitivity Index (CS 5-58)	9.0	11.0	—	—
	Radiant at 420 nm	—	100	—	mA/W
	Quantum Efficiency at 175 nm	—	30	—	%
Anode Sensitivity	Luminous (2856 K)	40	100	—	A/W
	Gain ($\times 10^6$)	—	1	—	—
Anode Dark Current (After 30 minute storage in darkness)		—	2	20	nA
Time Response	Anode Pulse Rise Time	—	1.8	—	ns
	Electron Transit Time	—	12.4	—	ns
	Transit Time Spread (FWHM)	—	0.8	—	ns
Pulse Linearity ($\pm 2\%$ Deviation)		—	30	—	mA

NOTE: Anode characteristics are measured with a voltage distribution ratio and supply voltage shown below.

VOLTAGE DISTRIBUTION RATIO AND SUPPLY VOLTAGE

Electrodes	K	G	Dy1	Dy2	Dy3	Dy4	Dy5	Dy6	Dy7	Dy8	Dy9	Dy10	P
Ratio	0.5	1.5	2	1	1	1	1	1	1	1	1	0.5	

Supply Voltage: 800 V, K: Cathode, G: Grid, Dy: Dynode, P: Anode

PHOTOMULTIPLIER TUBE R8520-406

Figure 1: Typical Spectral Response

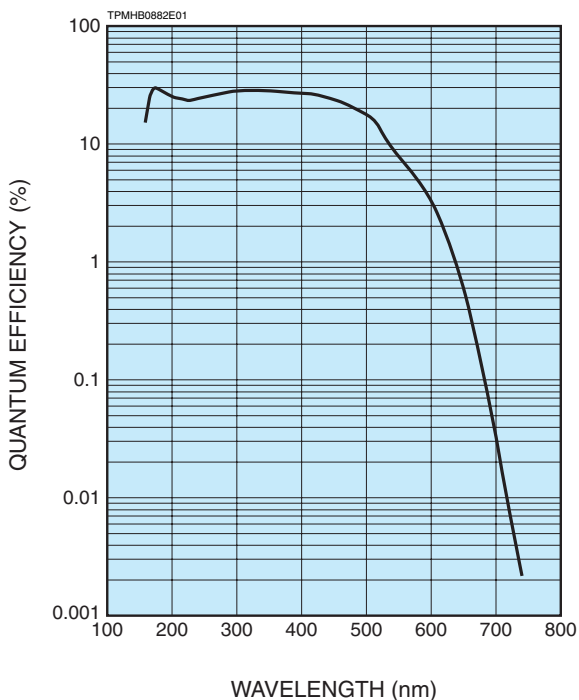


Figure 2: Typical Gain

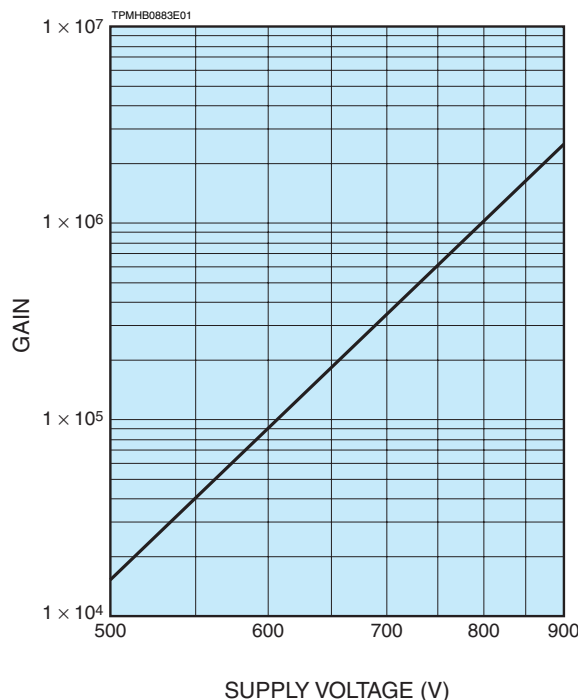
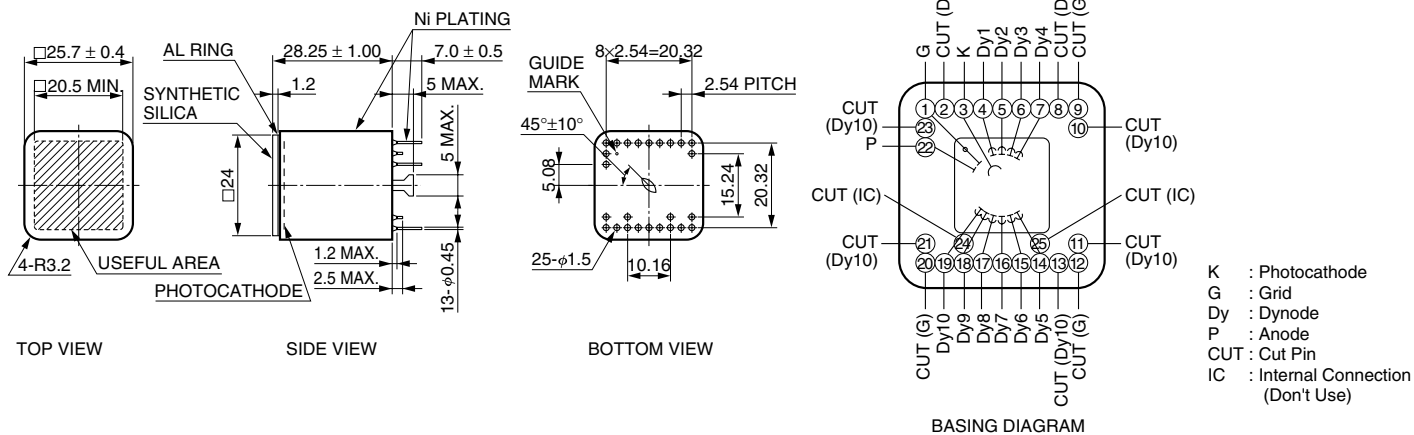


Figure 3: Dimensional Outline (Unit: mm)



TPMHA0575EA

HAMAMATSU PHOTONICS K.K. www.hamamatsu.com

HAMAMATSU PHOTONICS K.K., Electron Tube Division

314-5, Shimokanzo, Iwata City, Shizuoka Pref., 438-0193, Japan, Telephone: (81)539/62-5248, Fax: (81)539/62-2205

U.S.A.: Hamamatsu Corporation, 360 Foothill Road, P. O. Box 6910, Bridgewater, N.J. 08807-0910, U.S.A., Telephone: (1)908-231-0960, Fax: (1)908-231-1218 E-mail: usa@hamamatsu.com

Germany: Hamamatsu Photonics Deutschland GmbH, Arzbergerstr. 10, D-82211 Herrsching am Ammersee, Germany, Telephone: (49)8152-375-0, Fax: (49)8152-2658 E-mail: info@hamamatsu.de

France: Hamamatsu Photonics France S.A.R.L., 19, Rue du Saule Trapu, Parc du Moulin de Massy, 91882 Massy Cedex, France, Telephone: (33)1 69 53 71 00, Fax: (33)1 69 53 71 10 E-mail: infos@hamamatsu.fr

United Kingdom: Hamamatsu Photonics UK Limited, 2 Howard Court, 10 Tewin Road Welwyn Garden City Hertfordshire AL7 1BW, United Kingdom, Telephone: 44-(0)1707-294888, Fax: 44-(0)1707-325777 E-mail: info@hamamatsu.co.uk

North Europe: Hamamatsu Photonics Norden AB, Thorshamnsgatan 35 SE-164 40 Kista, Sweden, Telephone: (46)8-509-031-00, Fax: (46)8-509-031-01 E-mail: info@hamamatsu.se

Italy: Hamamatsu Photonics Italia: S.R.L., Strada della Moia, 1/E, 20020 Arese, (Milano), Italy, Telephone: (39)02-935 81 733, Fax: (39)02-935 81 741 E-mail: info@hamamatsu.it

China: Hamamatsu Photonics (China) Co., Ltd., 1201 Tower B, Jiaming Center, 27 Dongsanhuan Road North, Chaoyang District, Beijing 100020, China, Telephone: (86)10-6586-6006, Fax: (86)10-6586-2866 E-mail: hpc@hamamatsu.com.cn

TPMH1342E01
NOV. 2013 IP