


CTLL1005F-FH Series

From 1.0 nH to 120 nH

ENGINEERING KIT #6F



CHARACTERISTICS

Description: Ceramic core, multi-layer chip inductor for high frequency applications

Applications: Portable telephones, PMS, pagers and miscellaneous high frequency circuits

Temperature Coefficient: +250ppm/°C

Operating Temperature: -55°C to + 125°C

Inductance Tolerance: ±0.3 nH, ±5% & ±10%

Testing: Inductance and Q are tested on an HP4286A at specified frequency

Packaging: Tape & Reel

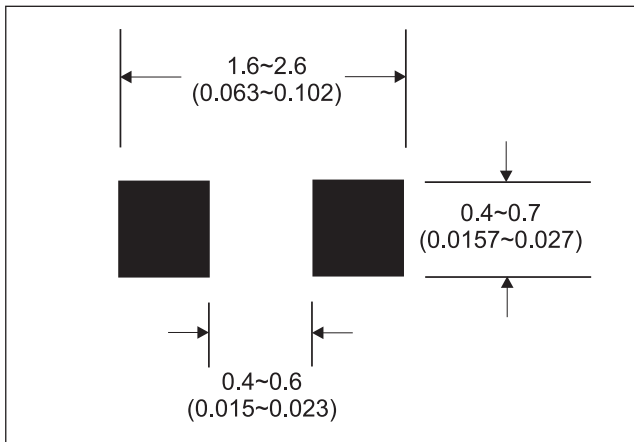
Marking: Reels marked with inductance code and tolerance

Miscellaneous: RoHS Compliant.

Additional Information: Additional electrical & physical information available upon request

Samples available. See website for ordering information.

PAD LAYOUT

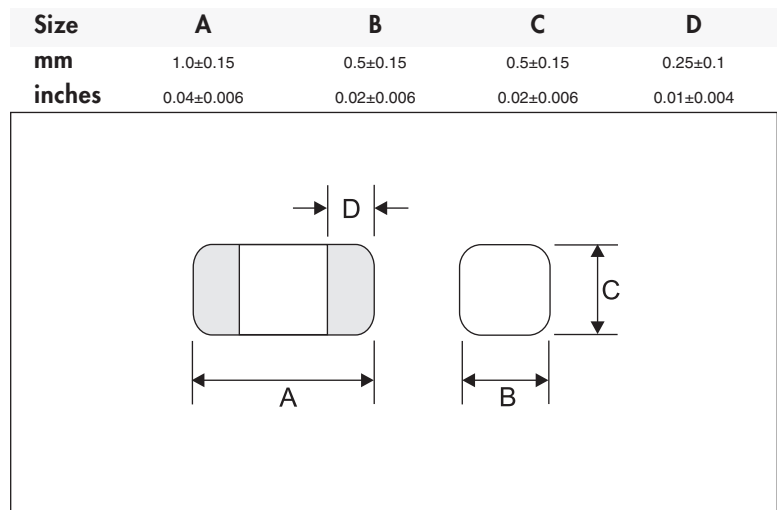


SPECIFICATIONS

Please specify tolerance code when ordering.
 CTLL1005F-FH5N6_ ← S = ±0.3nH, J = ±5%, K = ±10%
 * S or K only, ** J or K only

Part Number	Inductance (nH)	L Test Freq. (MHz)	Q Factor Typ.	Q Test Freq. (MHz)	SRF Min. (MHz)	DCR Max. (Ω)	Rated DC (mA)
CTLL1005F-FH1N0S	1.0	100	28	800	13500	.10	300
CTLL1005F-FH1N2S	1.2	100	28	800	12000	.10	300
CTLL1005F-FH1N5S	1.5	100	30	800	10500	.10	300
CTLL1005F-FH1N8S	1.8	100	28	800	9400	.10	300
CTLL1005F-FH2N2S	2.2	100	30	800	8700	.12	300
CTLL1005F-FH2N7S	2.7	100	30	800	7700	.12	300
CTLL1005F-FH3N3_*	3.3	100	30	800	6800	.15	300
CTLL1005F-FH3N9_*	3.9	100	31	800	6300	.15	300
CTLL1005F-FH4N7_*	4.7	100	30	800	5700	.18	300
CTLL1005F-FH5N6_*	5.6	100	31	800	5100	.25	300
CTLL1005F-FH6N8_**	6.8	100	31	800	4550	.25	300
CTLL1005F-FH8N2_**	8.2	100	34	800	4100	.25	300
CTLL1005F-FH10N_**	10	100	32	800	3750	.30	300
CTLL1005F-FH12N_**	12	100	31	800	2950	.30	300
CTLL1005F-FH15N_**	15	100	30	800	2600	.40	300
CTLL1005F-FH18N_**	18	100	29	800	2350	.50	300
CTLL1005F-FH22N_**	22	100	28	800	1950	.60	300
CTLL1005F-FH27N_**	27	100	27	800	1750	.60	300
CTLL1005F-FH33N_**	33	100	25	800	1700	1.5	200
CTLL1005F-FH39N_**	39	100	25	800	1650	1.8	200
CTLL1005F-FH47N_**	47	100	23	800	1300	2.0	200
CTLL1005F-FH56N_**	56	100	22	800	1250	2.0	200
CTLL1005F-FH68N_**	68	100	18	800	1150	2.2	180
CTLL1005F-FH82N_**	82	100	16	800	1000	2.5	150
CTLL1005F-FHR10_**	100	100	8	100	850	2.5	100
CTLL1005F-FHR12_**	120	50	8	50	750	2.5	100

PHYSICAL DIMENSIONS



05.18.09