
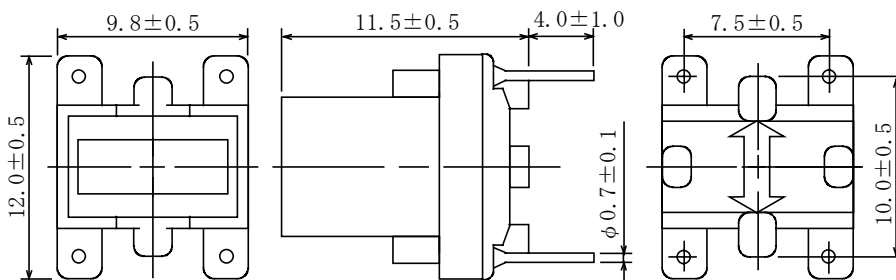
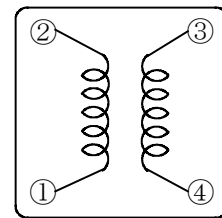


Type: BM1012LF
◆ Product Description

- 12.5×10.3mm Max.(L×W), 12.0mm Max. Height .
- Inductance range: 0.2 μ H~2.69 μ H
- Rated current range: 2.5~3.9A
- In addition to the standard versions of inductors shown here, custom inductors are available to meet your exact requirements.


◆ Feature

- Effective in wide frequency band.(Several MHz~100MHz).
- Even if complete safety ground is impossible in circuit design, effect is expected.
- Less influence when installing on high frequency signal line at Max.10MHz.
- Ideally used in PC.
- RoHS Compliance

◆ Dimensions (mm)

◆ Schematics (Bottom)


* Winding start is #1,#4

- * Dimension does not include solder used on coil.
- * Terminal pitch is measured at the base.(not from tip of the pin)

◆ Specification

Part No.	Stamp	Inductance [MIN(μ H) (1-2)or (4-3) 7.96MHz	Inductance Balance [MAX.] (μ H)	D.C.R. (m Ω) [MAX.] (1-2) or (4-3) at 20°C	Rated current Between (1-4) (A) [Ref.] (2-3) shorted ※1
BM1 \emptyset 12LFNP-B \emptyset R2	A	0.20	0.15	14.3	3.90
BM1 \emptyset 12LFNP-B \emptyset R4	B	0.48	0.18	16.3	3.25
BM1 \emptyset 12LFNP-B \emptyset R8	C	0.88	0.20	18.0	3.20
BM1 \emptyset 12LFNP-B1R5	D	1.57	0.23	20.0	3.00
BM1 \emptyset 12LFNP-B1R9	E	1.90	0.25	23.8	2.75
BM1 \emptyset 12LFNP-B2R7	F	2.69	0.28	27.0	2.50

※1. Rated current: The DC current at which the temperature rise is $\Delta t=40^{\circ}\text{C}$.($T_a=20^{\circ}\text{C}$).