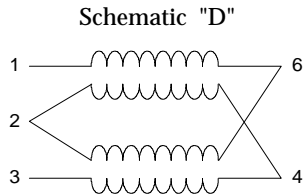
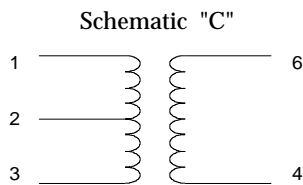
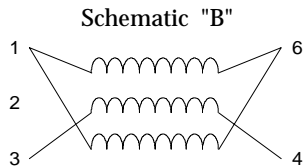
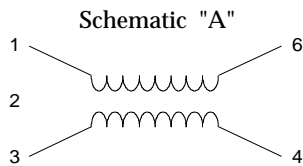


Surface Mount Balun Transformers

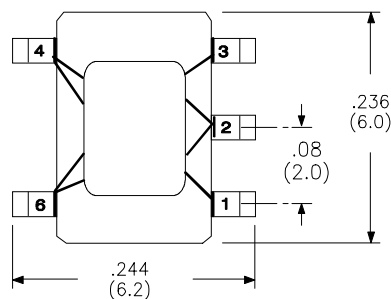


Electrical Specifications at 25°C

Part Number	Number of Turns	Operating Frequency Range (MHz)	Insertion Loss (dB)	Schem.	Application
T-948	1 1/2	5.5 - 80	3	A	Balun Transformer
T-949	2 1/2	2.5 - 200	3	A	Balun Transformer
T-950	3 1/2	1.5 - 170	3	A	Balun Transformer
T-951	4 1/2	0.8 - 140	3	A	Balun Transformer
T-952	5 1/2	0.6 - 130	3	A	Balun Transformer
T-1080	1 1/2	160 - 220	3	B	Balun Transformer
T-1081	2 1/2	55 - 170	3	B	Balun Transformer
T-1082	3 1/2	30 - 140	3	B	Balun Transformer
T-1083	1 1/2	30 - 85	3	D	Double Balanced Mixer
T-1084	2 1/2	6.5 - 100	3	D	Double Balanced Mixer
T-1085	3 1/2	3.5 - 160	3	D	Double Balanced Mixer
T-1086	4 1/2	2.5 - 150	3	D	Double Balanced Mixer
T-1087	1	10 - 55	3	C	Frequency Mixer
T-1088	2	8 - 55	3	C	Frequency Mixer
T-1089	3	3.5 - 50	3	C	Frequency Mixer
T-1090	4	2 - 37	3	C	Frequency Mixer
T-1091	1	10 - 55	3	C	Frequency Mixer
T-1092	2	50 - 85	3	C	Frequency Mixer
T-1093	3	24 - 50	3	C	Frequency Mixer
T-1094	4	10 - 38	3	C	Frequency Mixer

Small footprint - Surface Mount
Balun transformers can be used for impedance matching, power combining, signal splitting, frequency mixing, as frequency multipliers and as directional couplers.

For complete details including downloadable PDF catalogs and data sheets please visit www.rhombus-ind.com



Physical Dimensions inches (mm)

