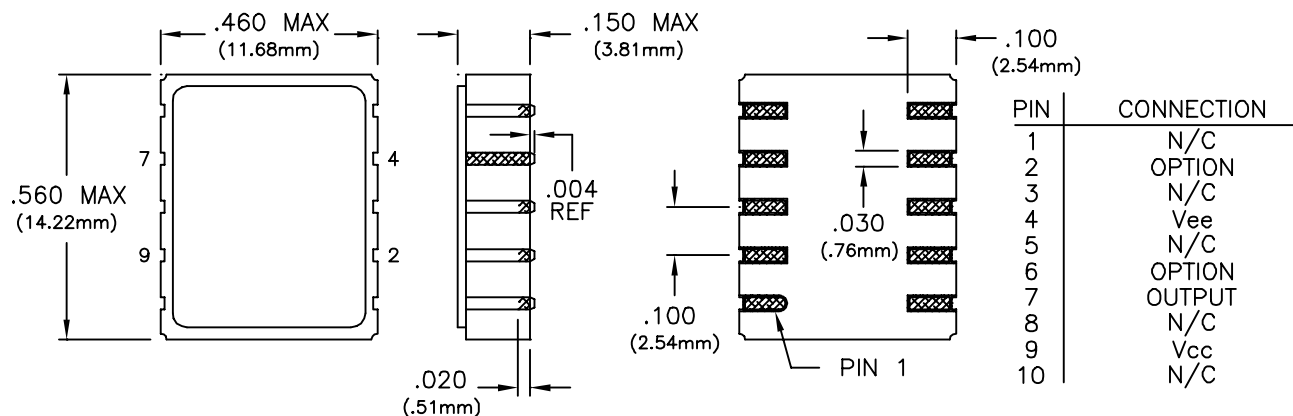


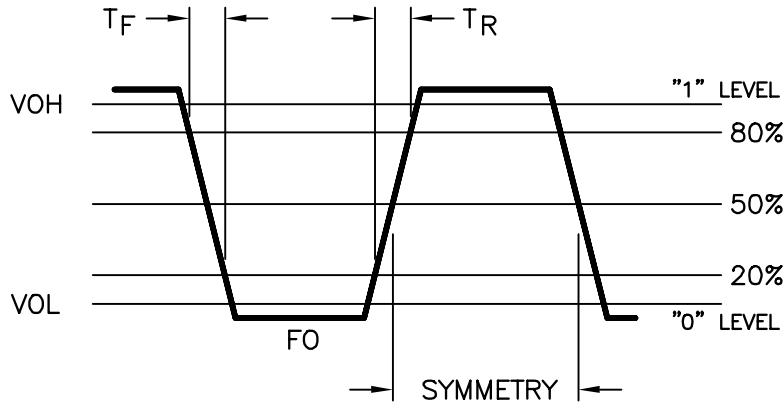
SURFACE MOUNT PECL OSCILLATORS

SPECIFICATIONS	EH93-51*	EH93-52*	EH93-53*
Frequency Range	13MHz to 185MHz	13MHz to 200MHz	
Frequency Stability	±25ppm	±50ppm	±100ppm
	(Inclusive of calibration tolerance at 25°C, operating temperature range, input voltage change, load change, aging, shock and vibration)		
Temperature Range	0°C to +70°C		
Output	Waveform	PECL Squarewave, 10K Compatible	
	Load	Output must be terminated into 50 ohms to Vcc-2V	
	Voltage Voh	3.98 Minimum , 4.26 Maximum	
	Vol	3.05 Minimum , 3.40 Maximum	
	Duty Cycle	45/55 Maximum at 3.67V	
	Rise/Fall Time	2.3nS Maximum	
Jitter (RMS)	1.0ps RMS Maximum over 12KHz to 20MHz bandwidth 5.0ps RMS Maximum over 10Hz to 20MHz bandwidth		
Supply Voltage	+5Vdc ±5%		
Supply Current	85mA Maximum		
Package	Ceramic, hermetically sealed package		
Options * (add letter to end of model number)	0	Pin 2 and Pin 6: No Connection	
	1	Pin 6: Complementary Output , Pin 2: No Connection	
	2	Pin 2: Enable/Disable , Pin 6: No Connection Enable; Low Level, Vil (3.40V Max) , Disable; High Level, Vih (3.87V Min) NOTE: When oscillator is disabled the output is in a low state (Vol)	
	3	Pin 2: Complementary Output , Pin 6: No Connection	
	4	Pin 6: Complementary Output , Pin 2: Enable/Disable Pin 6 Disables to low state (Vol), Pin 7 Disables to high state (Voh)	

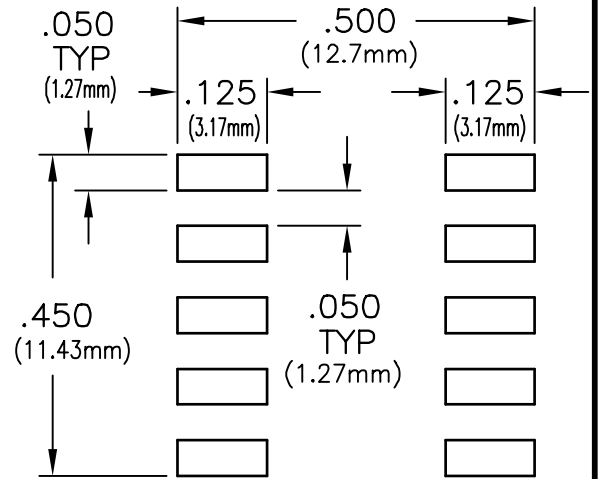


SURFACE MOUNT PECL OSCILLATORS

OUTPUT WAVEFORM



SUGGESTED PAD LAYOUT



TEST CIRCUIT

