



10 dB Fixed Attenuator, TNC Male to TNC Female Brass Nickel Body Rated to 1 Watt Up to 2 GHz

RF Fixed Attenuators Technical Data Sheet

PE7003-10

Features

- Bidirectional
- DC to 2 GHz Frequency Range
- Attenuation 10±0.5 dB
- Max Power 1 Watts (CW)
- VSWR < 1.2:1

Applications

- Instrumentation
- Precision Measurements
- Prototyping and Characterization
- Production Systems

Description

Pasternack carries a wide range of fixed attenuators with a broad selection of attenuation levels, frequency ranges, and power dissipation ranges. RF microwave attenuators (also known as RF pads) lower the amplitude of a signal (attenuate) a known amount and can be used in a wide variety of applications. These attenuator pads are used when a signal needs to be reduced to protect measurement equipment or other circuitry, to extend the range of power meters and amplifiers, and to impedance match circuits by reducing the VSWR seen by adjacent components. RF attenuators can prevent signal overload in amplifiers, receivers and detectors, adjusting the signal level to a range that is optimal.

Few RF components are as commonly used as fixed coaxial attenuators, and Pasternack carries one of the largest in-stock varieties and ships them same day. The 10 dB Fixed Attenuator PE7003-10 is rated to 1 Watt and operates from DC to 2 GHz. The versatile coaxial package uses TNC male to TNC female connectors and is also REACH and RoHS compliant.

Electrical Specifications

Description	Minimum	Typical	Maximum	Units
Frequency Range	DC		2	GHz
Impedance		50		Ohms
Nominal Attenuation		10		dB
Attenuation Accuracy		±0.5		dB
VSWR			1.2:1	
Input Power, CW			1	Watts

Mechanical Specifications

Size	
Length	1.84 in [46.74 mm]
Width/Diameter	0.59 in [14.99 mm]
Weight	0.055 lbs [24.95 g]
Body Material and Plating	Brass, Nickel

Click the following link (or enter part number in "SEARCH" on website) to obtain additional part information including price, inventory and certifications: [10 dB Fixed Attenuator, TNC Male to TNC Female Brass Nickel Body Rated to 1 Watt Up to 2 GHz PE7003-10](#)





10 dB Fixed Attenuator, TNC Male to TNC Female
Brass Nickel Body Rated to 1 Watt Up to 2 GHz

RF Fixed Attenuators Technical Data Sheet

PE7003-10

Configuration

Design Fixed, Bidirectional
Package Style Connectorized Module

Connectors

Description	Connector 1	Connector 2
Type	TNC Male	TNC Female
Contact Material and Plating	Brass, Gold	Beryllium Copper, Gold
Dielectric Type	Teflon	Teflon
Coupling Nut Material and Plating	Brass, Nickel	
Body Material and Plating	Brass, Nickel	Brass, Nickel

Environmental Specifications

Temperature

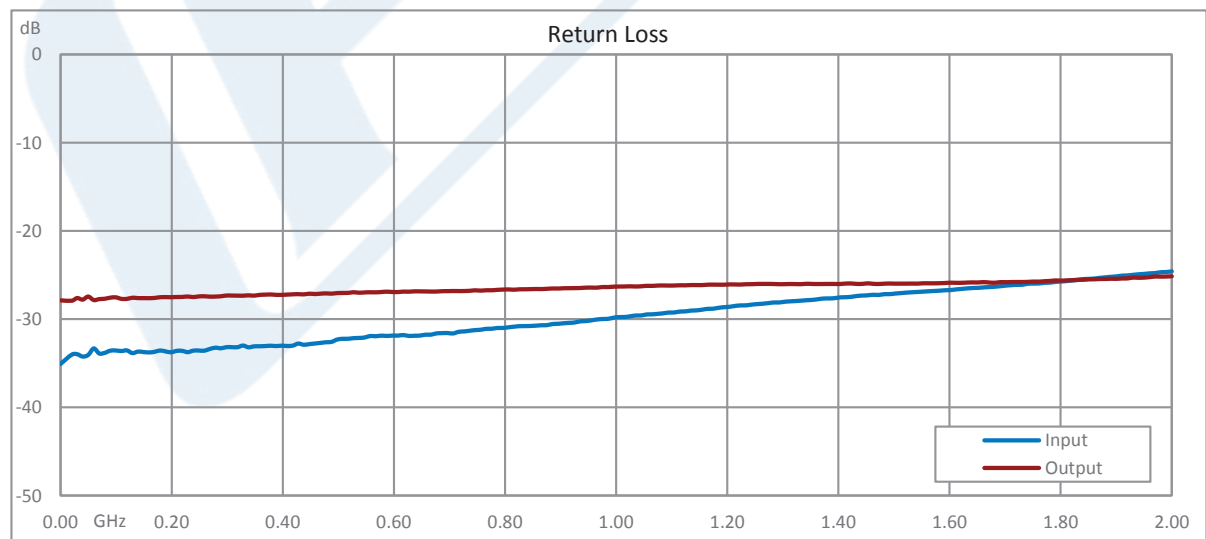
Operating Range -65 to +165 deg C

Compliance Certifications (see [product page](#) for current document)

Plotted and Other Data

Notes:

Typical Performance Data



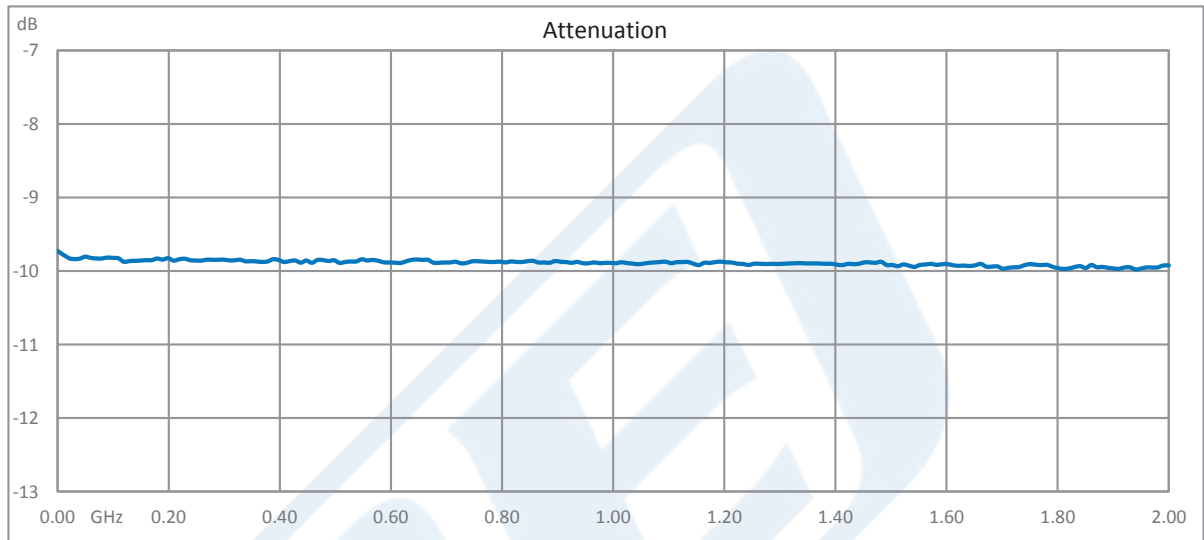
Click the following link (or enter part number in "SEARCH" on website) to obtain additional part information including price, inventory and certifications: [10 dB Fixed Attenuator, TNC Male to TNC Female Brass Nickel Body Rated to 1 Watt Up to 2 GHz PE7003-10](#)



10 dB Fixed Attenuator, TNC Male to TNC Female
Brass Nickel Body Rated to 1 Watt Up to 2 GHz

RF Fixed Attenuators Technical Data Sheet

PE7003-10



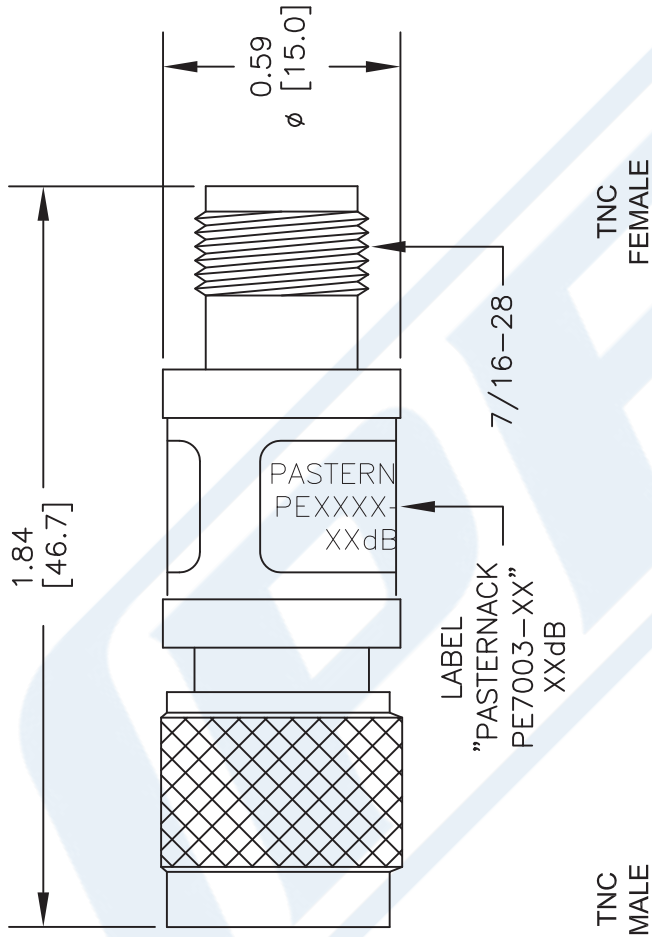
10 dB Fixed Attenuator, TNC Male to TNC Female Brass Nickel Body Rated to 1 Watt Up to 2 GHz from Pasternack Enterprises has same day shipment for domestic and International orders. Our RF, microwave and millimeter wave products maintain a 99% availability and are part of the broadest selection in the industry.

Click the following link (or enter part number in "SEARCH" on website) to obtain additional part information including price, inventory and certifications: [10 dB Fixed Attenuator, TNC Male to TNC Female Brass Nickel Body Rated to 1 Watt Up to 2 GHz PE7003-10](https://www.pasternack.com/10db-fixed-tnc-female-tnc-male-1-watt-attenuator-pe7003-10)

URL: <https://www.pasternack.com/10db-fixed-tnc-female-tnc-male-1-watt-attenuator-pe7003-10-p.aspx>

PE7003-10 CAD Drawing

10 dB Fixed Attenuator, TNC Male to TNC Female Brass
Nickel Body Rated to 1 Watt Up to 2 GHz



STANDARD TOLERANCES

.X ±0.2
.XX ±0.1
.XXX ±0.05

*STANDARD TOLERANCES APPLY ONLY TO DIMENSIONS IN INCHES



Pasternack Enterprises, Inc.
P.O. Box 16759 | Irvine | CA | 92623
Phone: (949) 261-1920 | Fax: (949) 261-7451
Website: www.pasternack.com | E-Mail: sales@pasternack.com

DWG TITLE

PE7003

FSCM NO. 53919

NOTES:
1. UNLESS OTHERWISE SPECIFIED ALL DIMENSIONS ARE NOMINAL.
2. ALL SPECIFICATIONS ARE SUBJECT TO CHANGE WITHOUT NOTICE AT ANY TIME.
3. DIMENSIONS ARE IN INCHES [mm].

CAD FILE 092216

SCALE N/A

SIZE A

2233