

PLEASE CHECK WWW.MOLEX.COM FOR LATEST PART INFORMATION

Part Number: [0190010005](#)
Status: **Active**
Description: Avikrimp™ Quick Disconnect, Male, for 18-22 (0.80-0.35), Mylar Tape, Tab 4.75mm (.187") x 0.51mm (.020")

Documents:

[Drawing \(PDF\)](#) [RoHS Certificate of Compliance \(PDF\)](#)

Agency Certification

CSA	LR18689
TUV	R9071070
UL	E79133

General

Product Family	Quick Disconnects
Series	19001
Crimp Quality Equipment	Yes
Product Name	Avikrimp™
Type	Quick Disconnect

Physical

Barrel Type	Closed
Flammability	94V-0
Gender	Male
Glow-Wire Compliant	No
Insulation	Nylon (PA)
Lock to Mating Part	None
Material - Metal	Brass
Orientation	Straight
Packaging Type	Adhesive Tape on Reel
Polarized to Mating Part	No
Tab Thickness	0.51mm (.020")
Tab Width	4.75mm (.187")
Temperature Range - Operating	-65°C to +105°C
Wire Insulation Diameter	3.56mm (.140") max.
Wire Size AWG	18, 20, 22
Wire Size mm²	0.35 - 0.80

Electrical

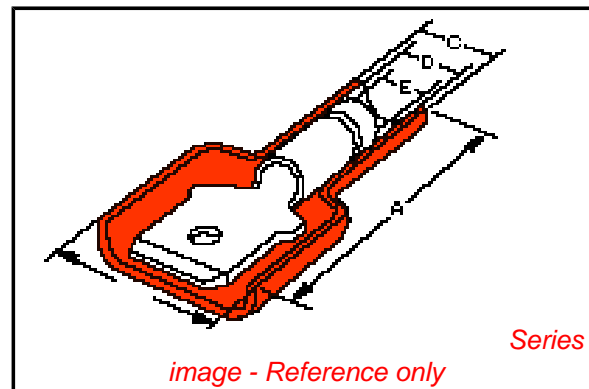
Voltage - Maximum	300V
-------------------	------

Material Info

Old Part Number	AA-5266T
-----------------	----------

Reference - Drawing Numbers

Sales Drawing	SD-19001-003
---------------	--------------



EU RoHS

ELV and RoHS Compliant
REACH SVHC
 Not Reviewed
Halogen-Free Status
 Not Reviewed

China RoHS



Need more information on product environmental compliance?

Email productcompliance@molex.com
 For a multiple part number RoHS Certificate of Compliance, [click here](#)

Please visit the [Contact Us](#) section for any non-product compliance questions.

Search Parts in this Series

[19001Series](#)

Use With

[19002-0005](#) , [19002-0007](#) , [19002-0008](#)

Application Tooling | FAQ

Tooling specifications and manuals are found by selecting the products below. Crimp Height Specifications are then contained in the Application Tooling Specification document.

Global

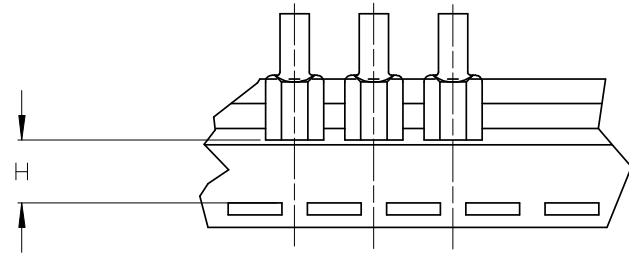
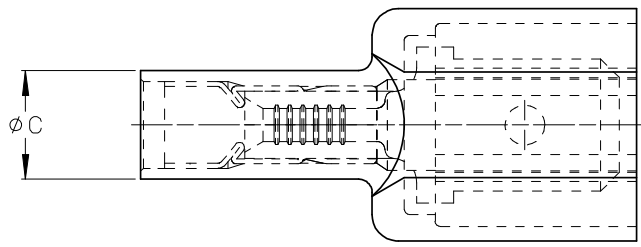
Description	Product #
Crimp Dies for MTA-100 Tape	0192880070

Applicator used in 3BF Press, MTA-105 Tape Applicator used in TM-2000™ Press, and ATP-301 Air Crimping Press for Mylar Tape Mounted Terminals

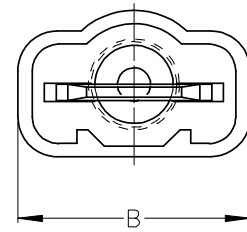
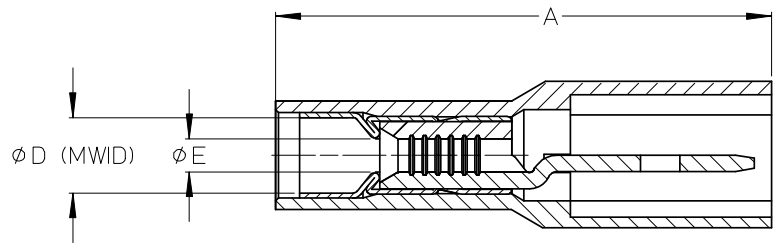
This document was generated on 04/13/2010

PLEASE CHECK WWW.MOLEX.COM FOR LATEST PART INFORMATION

ASSEMBLY NUMBER		TAPE NUMBER		ITEM DESCRIPTION			DIMENSIONS					
MATERIAL NUMBER	ENGINEERING NUMBER	MATERIAL NUMBER	TAPE ENG. NUMBER	COLOR	WIRE GAUGE	TAB SIZE	'A' MAX	'B' MAX	'C' MAX	'D' MIN	'E' MIN	'H' REF
190010001	AA-5260	190010002	AA-5260T	RED	22-18AWG (0.38-0.96mm ²)	.250 x .032 (6.35 x 0.81)	.96/24.4	.45/11.4	.22/5.6	.140/3.56	(A).054/1.37	.48/12.2
190010003	AA-5266	190010005	AA-5266T	RED	22-18AWG (0.38-0.96mm ²)	.187 x .020 (4.75 x 0.51)	.90/22.9	.38/9.7	.22/5.6	.170/4.32	(A).054/1.37	.52/13.3
190010006	BB-5262	190010007	BB-5262T	BLUE	16-14 AWG (1.23-1.94mm ²)	.250 x .032 (6.35 x 0.81)	.96/24.4	.45/11.4	.25/6.4	.140/3.56	.084/2.13	.48/12.2
190010008	BB-5268	190010009	BB-5268T	BLUE	16-14 AWG (1.23-1.94mm ²)	.187 x .020 (4.75 x 0.51)	.90/22.9	.38/9.7	.25/6.4	.170/4.32	.084/2.13	.52/13.3



TAPE MOUNTING DETAIL



- (A) NOTES:
1. TERMINAL MATERIAL: BRASS
 2. TERMINAL PLATING: ZINC CHROMATE
 3. HOUSING: 6/6 NYLON
 4. MWID: MAXIMUM WIRE INSULATION DIAMETER
 5. TAB DIMENSIONS CONFORM TO UL310 SPECIFICATIONS.
 6. ASSEMBLY IS ROHS COMPLIANT

REDRAW, MATERIALS EEC NO: ETC2007-0081 DRWN:EHILE 2008/01/28 CHKD:MACNEIL 2008/01/28 APPR:MACNEIL 2008/02/13	DESCRIPTION A	QUALITY SYMBOLS	GENERAL TOLERANCES (UNLESS SPECIFIED)	DIMENSION STYLE (A)	SCALE	DESIGN UNITS	THIRD ANGLE PROJECTION
		▼=0 ∇=0	mm INCH 4 PLACES ± --- ± --- 3 PLACES ± --- ± .005 2 PLACES ± 0.13 ± .01 1 PLACE ± 0.25 ± --- ANGULAR ± ---°	IN/MM (A) 4:1	INCH 4:1	TITLE AVIKRIMP FULLY INSULATED MALE TAB	
		DRAWN BY: RCM DATE: 1990/05/11 CHECKED BY: RDEROSS DATE: 1990/05/11 APPROVED BY: RDEROSS DATE: 1990/05/11	MATERIAL NO. SEE CHART	DOCUMENT NO. SD-19001-003	SHEET NO. 1 OF 1		
		DRAFT WHERE APPLICABLE MUST REMAIN WITHIN DIMENSIONS			MOLEX INCORPORATED THIS DRAWING CONTAINS INFORMATION THAT IS PROPRIETARY TO MOLEX INCORPORATED AND SHOULD NOT BE USED WITHOUT WRITTEN PERMISSION		