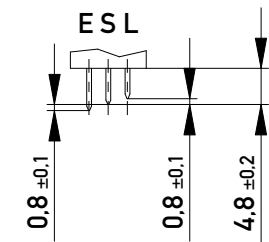
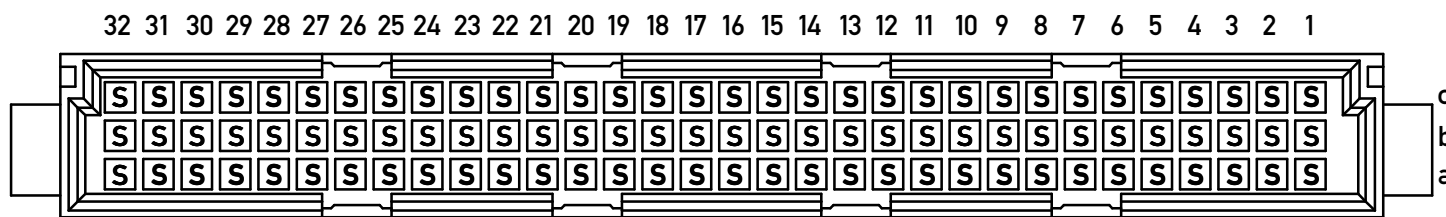


Stecklänge / mating length



E = early mate, late break / voreilend
 S = standard
 L = late mate, early break / nacheilend

Bestückungsplan / contact layout



Isolierwerkstoff / housing material : PBT GF 30

Bauart 4 / type 4

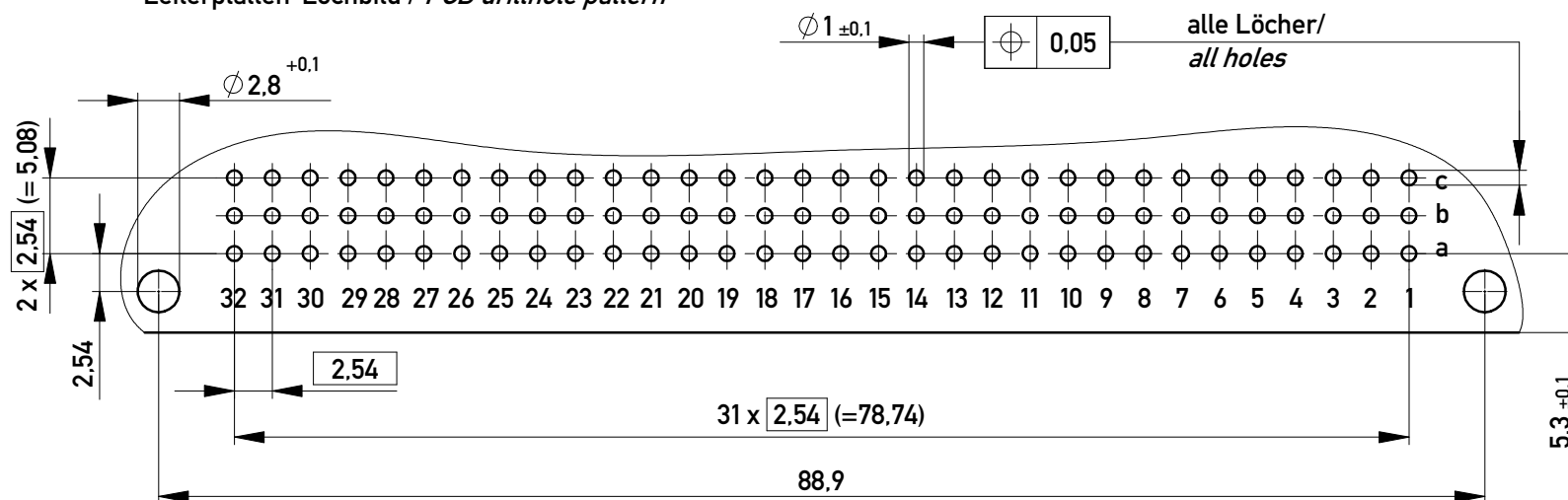
Anforderungsstufe 2 = 400 Steckzyklen / performance class 2 = 400 mating cycles

Fehlende Maße und Angaben nach IEC 60 603-2 / DIN EN 60 603-2

Missing information and dimensions per IEC 60 603-2 / DIN EN 60 603-2

Lötanschluss 0,6x0,6mm / solder terminal 0,6x0,6mm

Leiterplatten-Lochbild / PCB drillhole pattern



Copyright by ERNI Production GmbH & Co. KG
 Proprietary notice pursuant to ISO 16016 to be observed.

Information:		Tolerances	Scale 2:1
All rights reserved. Only for Information. To ensure that this is the latest version of this drawing, please contact one of the ERNI companies before using.		All Dimensions in mm	Designation Messerleiste C 96 Löt Male Connector C96 solder
Subject to modification without prior notice. Drawing will not be updated.			
b	05.09.2016	100203210171	
Index	Date	Class STVC	
		I A3	