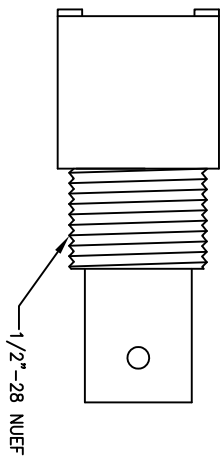
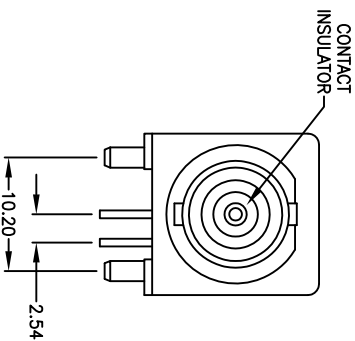
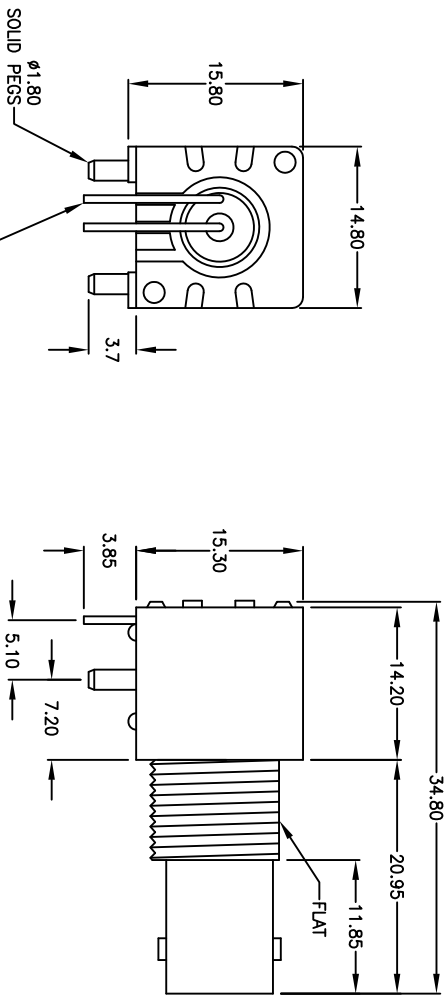
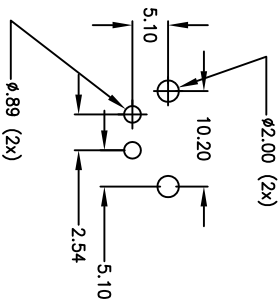


APPROVED: _____
 DATE: _____ TITLE: _____

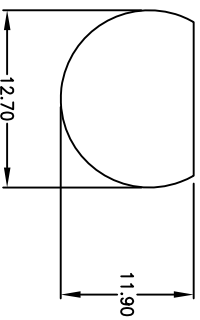
Rev	AWO #	Description	Date	Appr
-		RELEASED	5/19/05	
A		CHANGED ENGINEERING DESIGN	11/26/08	



RECOMMENDED
 PC Board Layout
 Right Angle Mount



RECOMMENDED
 PANEL CUTOUT



SPECIFICATIONS

Material:
 Body: PBT, Color Black
 Contact insulation: Polypropylene, color white.
 Contacts: Phosphor Bronze, Gold and Tin plated.
 Body: Polypropylene

Electrical
 Nominal Impedance: 50 Ohms
 Frequency Range: 0 – 4 GHz
 Maximum Peak Voltage: 500V
 Insulation Resistance: 5000 Mohms min @ 500 VDC
 Dielectric Withstanding Voltage: 1500 VAC rms.
 Environmental:
 Lead free, RoHS compliant.
 Recommended soldering temp: 235°C for 5 sec.



ADAM TECH

909 Rahway Avenue, Union, NJ 07083
 Phone: 908-687-5000 Fax: 908-687-5710

BNC, RIGHT ANGLE, 50 ohm

UNLESS OTHERWISE SPECIFIED ALL DIMENSIONS ARE MM [INCHES] TOLERANCES: EXCEPT AS NOTED		DRAWN		DATE	
INCHES	HOLES	BAS	5/19/05		
.X ± .10	ØX ± .10				
.XX ± .020	ØXXX ± .015				
.XXX ± .015	ØXXX ± .010				
APPROVALS		DATE		TITLE	
CHECKED				BNC, RIGHT ANGLE, 50 ohm	
APPROVED				SIZE	PART NO.
				X	RF-01AP-00-50
				REF:	SCALE: NTS
					SHEET 1 OF 1
					REV. A