

AZ6962

10 AMP SUBMINIATURE POWER RELAY

FEATURES

- High sensitivity, 120 mW pickup
- Dielectric strength 5000 Vrms
- Isolation spacing greater than 10 mm
- 10kV surge voltage
- Proof tracking index (PTI/CTI) 250
- 10 Amp switching capability
- Epoxy sealed
- UL, CUR file E43203
- VDE file 40010953



CONTACTS

Arrangement	SPDT (1 Form C), DPDT (2 Form C) SPST (1 Form A)
Ratings	Resistive load: Max. switched power: 240 W or 2500 VA (2 Form C: 150 W or 1250 VA) Max. switched current: 10 A (2 Form C: 5 A) Max. switched voltage: 240 VDC* or 440 VAC * Note: If switching voltage is greater than 30 VDC, special precautions must be taken. Please contact the factory.
Rated Load UL, CUR	10 A at 250 VAC resistive, 30k cycles (1 Form C) 10 A at 30 VDC resistive, 30k cycles (1 Form C) B300, R300 Pilot Duty (1 Form C) 1/2 HP at 240 VAC, 30k cycles (N.O.) 1/3 HP at 120 VAC, 30k cycles (N.O.) 5 A at 250 VAC resistive, 30k cycles (2 Form C)
VDE	8 A at 250 VAC resistive, 100k cycles (1 Form A, and 1 Form C)
Material	Silver tin oxide

COIL

Power At Pickup Voltage (typical)	120 mW (up to 24 VDC coil) (1 pole) 140 mW (48 VDC and 60 VDC coil) (1 pole) 176 mW (2 pole)
Max. Continuous Dissipation	1.2 W at 20°C (68°F) ambient
Temperature Rise	20°C (36°F) at nominal coil voltage
Temperature	Max. 105°C (221°F)

NOTES

1. All values at 20°C (68°F).
2. Relay may pull in with less than "Must Operate" value.
3. Specifications subject to change without notice.

GENERAL DATA

Life Expectancy Mechanical Electrical	Minimum operations 3 x 10 ⁷ 1 x 10 ⁵ at 8 A 250 VAC res.
Operate Time (typical)	7 ms at nominal coil voltage
Release Time (typical)	3 ms at nominal coil voltage (with no coil suppression)
Dielectric Strength (at sea level for 1 min.)	5000 Vrms coil to contact 2500 Vrms between contact sets 1500 Vrms between open contacts
Insulation Resistance	1000 megohms min. at 20°C, 500 VDC, 50% RH
Dropout	Greater than 10% of nominal coil voltage
Ambient Temperature Operating Storage	At nominal coil voltage -40°C (-40°F) to 85°C (185°F) -40°C (-40°F) to 105°C (221°F)
Vibration	Break Contact: 5 g at 10 ...500 Hz Make Contact: 20 g at 10...500 Hz
Shock	10 g
Enclosure	P.B.T. polyester, UL94 V-O
Terminals	Tinned copper alloy, P.C.
Max. Solder Temp.	270°C (518°F)
Max. Solder Time	5 seconds
Max. Solvent Temp.	80°C (176°F)
Max. Immersion Time	30 seconds
Weight	8 grams



AMERICAN ZETTLER, INC.

www.azettler.com

75 COLUMBIA • ALISO VIEJO, CA 92656 • PHONE: (949) 831-5000 • FAX: (949) 831-8642 • E-MAIL: SALES@AZETTLER.COM

9/27/06W

AZ6962

RELAY ORDERING DATA

COIL SPECIFICATIONS - 1A & 1C				ORDER NUMBER*	
Nominal Coil VDC	Must Operate VDC	Max. Continuous VDC	Coil Resistance Ohm	1 Form A (SPST-NO)	1 Form C (SPDT)
5	3.5	11.6	113 ± 10%	AZ6962-1AE-5DE	AZ6962-1CE-5DE
6	4.2	14.0	164 ± 10%	AZ6962-1AE-6DE	AZ6962-1CE-6DE
9	6.3	20.8	360 ± 10%	AZ6962-1AE-9DE	AZ6962-1CE-9DE
12	8.4	27.2	620 ± 10%	AZ6962-1AE-12DE	AZ6962-1CE-12DE
15	10.5	31.0	800 ± 10%	AZ6962-1AE-15DE	AZ6962-1CE-15DE
18	12.6	39.4	1,295 ± 10%	AZ6962-1AE-18DE	AZ6962-1CE-18DE
24	16.8	53.1	2,350 ± 10%	AZ6962-1AE-24DE	AZ6962-1CE-24DE
48	33.6	98.0	8,000 ± 15%	AZ6962-1AE-48DE	AZ6962-1CE-48DE
60	42.0	122.4	12,500 ± 15%	AZ6962-1AE-60DE	AZ6962-1CE-60DE

COIL SPECIFICATIONS - 2C				ORDER NUMBER*	
Nominal Coil VDC	Must Operate VDC	Max. Continuous VDC	Coil Resistance Ohm	2 Form A (DPST-NO)	2 Form C (DPDT)
5	3.5	10.0	70 ± 10%	AZ6962-2AE-5DE	AZ6962-2CE-5DE
6	4.2	12.0	100 ± 10%	AZ6962-2AE-6DE	AZ6962-2CE-6DE
9	6.3	18.0	225 ± 10%	AZ6962-2AE-9DE	AZ6962-2CE-9DE
12	8.4	24.0	400 ± 10%	AZ6962-2AE-12DE	AZ6962-2CE-12DE
15	10.5	30.0	625 ± 10%	AZ6962-2AE-15DE	AZ6962-2CE-15DE
18	12.6	36.0	900 ± 10%	AZ6962-2AE-18DE	AZ6962-2CE-18DE
24	16.8	48.0	1600 ± 10%	AZ6962-2AE-24DE	AZ6962-2CE-24DE
48	33.6	96.0	6,400 ± 15%	AZ6962-2AE-48DE	AZ6962-2CE-48DE
60	42.0	120.0	10,000 ± 15%	AZ6962-2AE-60DE	AZ6962-2CE-60DE

* Add suffix "A" for gold plated contacts.



AMERICAN ZETTLER, INC.

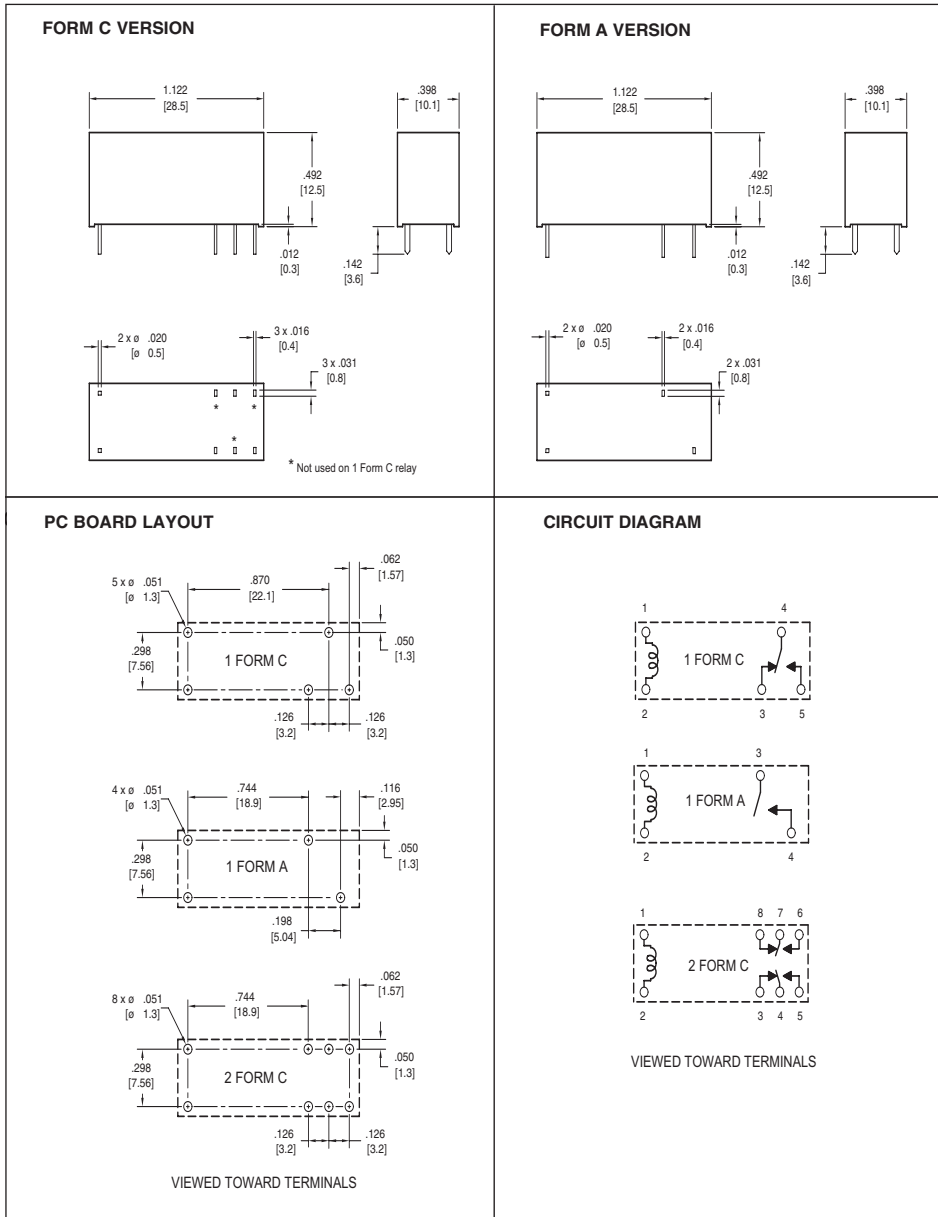
www.azettler.com

75 COLUMBIA • ALISO VIEJO, CA 92656 • PHONE: (949) 831-5000 • FAX: (949) 831-8642 • E-MAIL: SALES@AZETTLER.COM

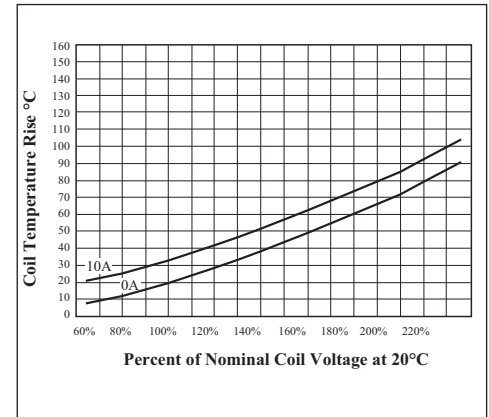
9/27/06W

AZ6962

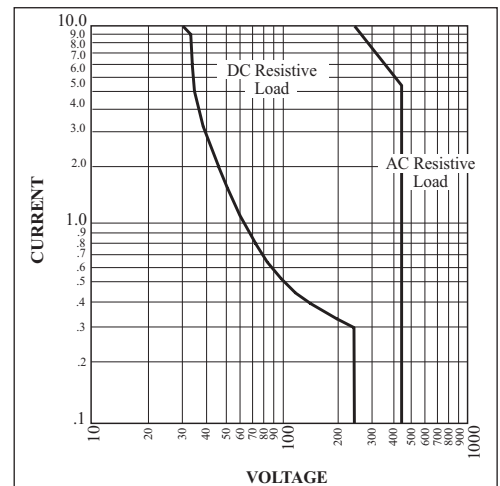
MECHANICAL DATA



Coil Temperature Rise



Maximum Switching Capacity (1 Form A, and 1 Form C)



Dimensions in inches with metric equivalents in parentheses. Tolerance: $\pm .010$ "



AMERICAN ZETTLER, INC.

www.azettler.com

75 COLUMBIA • ALISO VIEJO, CA 92656 • PHONE: (949) 831-5000 • FAX: (949) 831-8642 • E-MAIL: SALES@AZETTLER.COM

9/27/06W