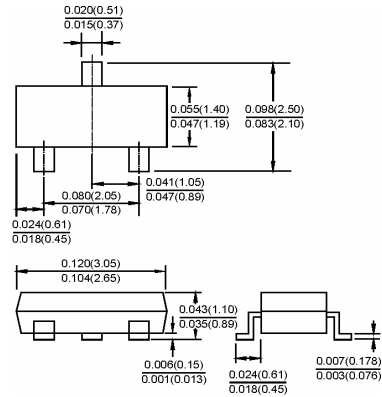


SOT-23



Dimensions in inches and (millimeters)

Features

- Very low capacitance.
- Extremely low minority carrier lifetime.
- Low reverse leakage.
- Power dissipation $P_d=225\text{mW}$.

Applications

- Designed primarily for UHF and VHF detector applications.

Ordering Information

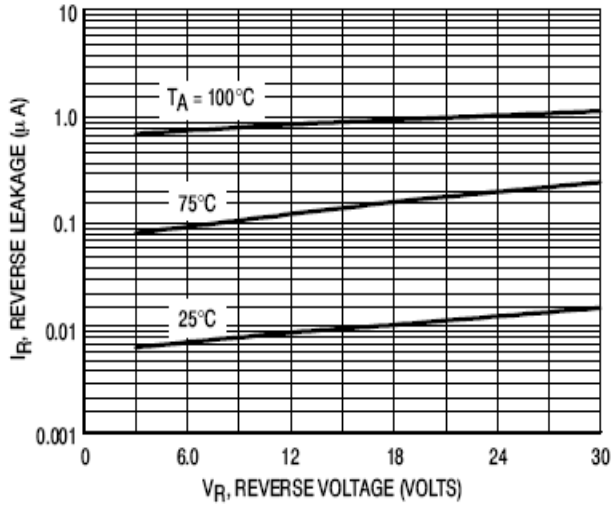
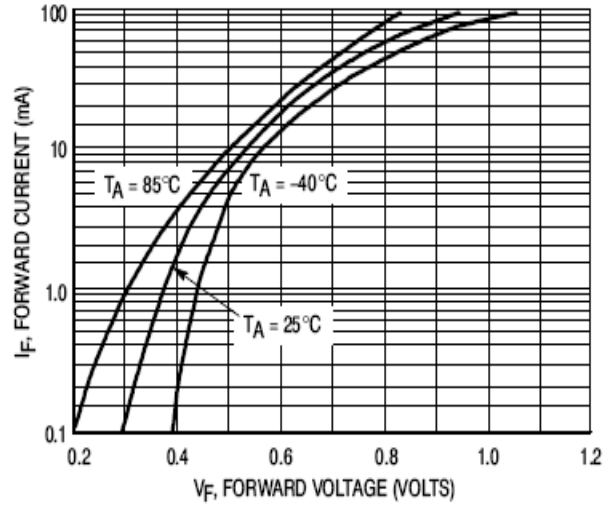
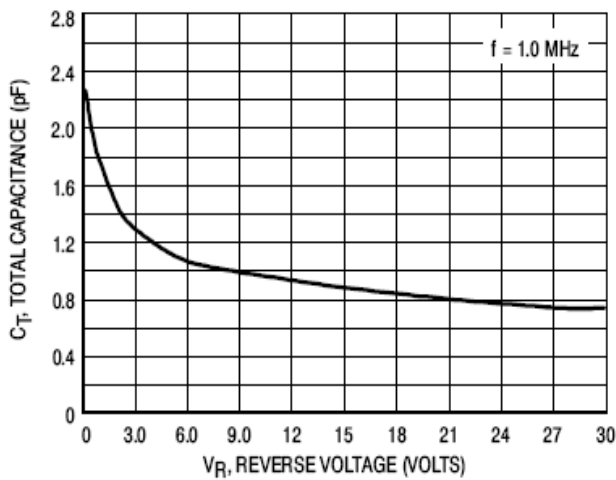
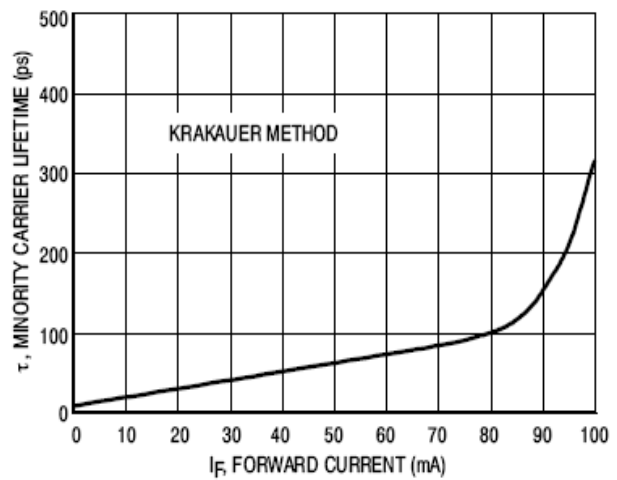
Type No.	Marking	Package Code
MMBD452	5N	SOT-23

MAXIMUM RATING @ $T_a=25^\circ\text{C}$ unless otherwise specified

Parameter	Symbol	Limits	Unit
Continuous reverse voltage	V_R	30	V
Power Dissipation	P_d	225	mW
Operating junction temperature range	T_J	-55 to+125	$^\circ\text{C}$
Junction and storage temperature	T_{STG}	-55 to+150	$^\circ\text{C}$

ELECTRICAL CHARACTERISTICS @ $T_a=25^\circ\text{C}$ unless otherwise specified

Parameter	Symbol	Min.	Typ.	Max.	Unit	Conditions
Reverse Breakdown Voltage	$V_{(BR)}$	30			V	$I_R=10\mu\text{A}$
Forward voltage	V_F		0.38 0.52	0.45 0.6	V	$I_F=1.0\text{mA}$ $I_F=10\text{mA}$
Reverse current	I_R		13	200	nA	$V_R=25\text{V}$
Total Capacitance	C_T		0.9	1.5	pF	$V_R=15\text{V}, f=1\text{MHz}$

TYPICAL CHARACTERISTICS @ $T_a=25^\circ\text{C}$ unless otherwise specified

Figure 3. Reverse Leakage

Figure 4. Forward Voltage

Figure 1. Total Capacitance

Figure 2. Minority Carrier Lifetime

PACKAGE	SPQ/PCS	CARTON SPQ/PCS	CARTON SIZE/CM	CARTON GW/KG	CARTON NW/KG
SOT-23	3000/REEL	90000	40X20X22	5.00	4.00