

1

2

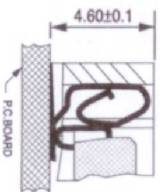
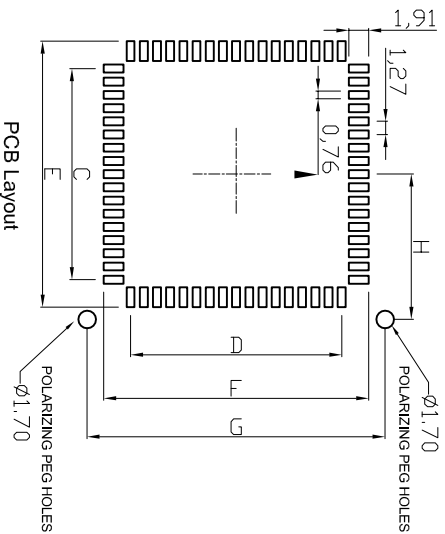
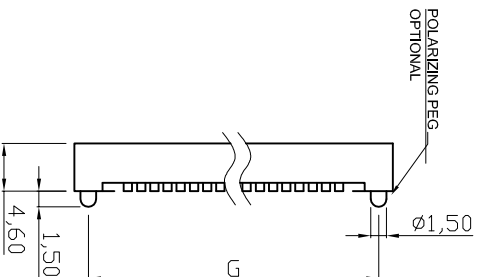
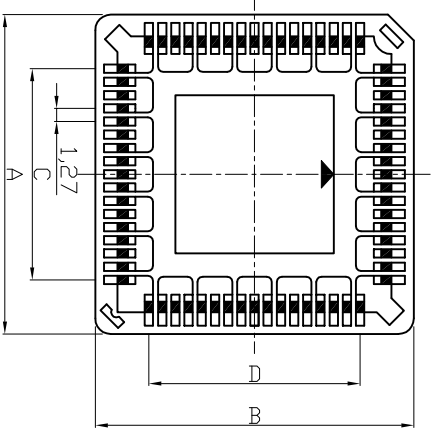
3

4

5

6

7



Product Specification

Material

Insulator: Glass filled NYLON9T UL94V-0, Black
 Contact : Phosphor Bronze, 0.20mm Thickness
 Plated: Tin Plated 160u" over Nickel (Lead Free)

MECHANICAL PERFORMANCE:

Durability: Per MIL-STD-1344, Method 2016.25 Cycles
 Vibration: Per MIL-STD-810C, Method 514.2 10-200.000Hz 5G's
 Shock: Per MIL-STD-810C, Method 516.2.35G's
 Acceleration: Per MIL-STD-810C, Method 513.2, 15G's
 Contact Force: 210g/per pin.

ELECTRICAL PERFORMANCE:

Contact Interface Resistance:
 Initial: 6.5 Milliohms Average
 Final: 15.0 Milliohms Average Max. After Testing.
 Current rating: 1 AMP
 Voltage rating: 250V
 Contact resistance: 20mohms Max.
 Insulation Resistance: 10000 Megohms min.
 Dielectric Strength: 1000V/AC continuous for 1 minute.
 Operating and Storage Temperature: -40°C to +105°C

Order Information:

-SM : Without Polarizing Peg
 -SMP : With Polarizing Peg

⑤ Soldering Information:
 Recommend reflow temperature 245°C, preheat time over 160s

Dimensions

No. of Contacts	A \pm 0.2	B \pm 0.2	C \pm 0.1	D \pm 0.1	E \pm 0.1	F \pm 0.1	G \pm 0.2	H \pm 0.1
20	15.65	15.65	5.08	5.08	10.03	10.03	12.70	6.35
28	18.18	18.18	7.62	7.62	12.57	12.57	15.24	7.62
32	18.18	20.75	7.62	10.16	12.57	15.11	17.78	7.62
44	23.28	23.28	12.70	12.70	17.65	17.65	20.32	10.16
52	25.84	25.84	15.24	15.24	20.19	20.19	22.86	11.43
68	30.95	30.95	20.32	20.32	25.27	25.27	27.94	13.97
84	36.00	36.00	25.40	25.40	30.35	30.35	33.02	16.15

RoHS compliant

Unit:mm

Scale	Free
TOLERANCE	
X.	$\pm X$
X.X	$\pm X$
X.XX	$\pm X$
X.°	$\pm X$
Angle	TOL

⑥	Add electrical performance	28.05.2014	Ray
⑤	Add soldering information	18.12.2013	Ray
④	Correction	03.08.2012	Lucas
③	Update	02.08.2012	Lucas
②	Update	23.07.2009	Dean
①	Drawn	13.10.1998	Hellwig
	Id.		

Date	Name
13.10.1998	Hellwig
23.07.2009	Dean
02.08.2012	Lucas
03.08.2012	Lucas
18.12.2013	Ray
28.05.2014	Ray



Customer-No.	ASSMANN WSW-No.	A-CCS 0xx-Z-SM	A-CCS 0xx-Z-SM/P
Drawing-No.			
Replace	ASS 0142 CO	rev06	Sheet 1/2

1

2

3

4

5

6

7

SVXXX

	1	2	3	4	5	6	7																																																																																																																																													
A	<p>④</p> <p>Tube</p> <p>Tube Packing direction for A-CSS-020, 028, 044, 052, 068, 084-Z-SM</p>							A																																																																																																																																												
B	<p>Tube</p> <p>Tube packing direction to the left or right for ACCS-32-Z-SM only.</p>							B																																																																																																																																												
C	<p>Tube</p> <p>Tube packing direction to the left or right for ACCS-32-Z-SM only.</p>							C																																																																																																																																												
D	<p>Tube</p> <p>Tube packing direction to the left or right for ACCS-32-Z-SM only.</p>							D																																																																																																																																												
E	<p>Tube</p> <p>Tube packing direction to the left or right for ACCS-32-Z-SM only.</p>							E																																																																																																																																												
F	<p>Tube</p> <p>Tube packing direction to the left or right for ACCS-32-Z-SM only.</p>							F																																																																																																																																												
G	<p>RoHS compliant</p> <p>Unit:mm</p> <table border="1"> <thead> <tr> <th>Scale</th> <th>Free</th> <th>⑥</th> <th>⑦</th> <th>⑧</th> <th>⑨</th> <th>⑩</th> <th>⑪</th> <th>⑫</th> </tr> </thead> <tbody> <tr> <td>TOLERANCE</td> <td></td> <td>Add electrical performance</td> <td>28.05.2014</td> <td>Ray</td> <td></td> <td>Date</td> <td>Name</td> <td>Customer-No.</td> </tr> <tr> <td>X.</td> <td>±X</td> <td>Add soldering information</td> <td>18.12.2013</td> <td>Ray</td> <td>Drawn</td> <td>13.10.1998</td> <td>Hellwig</td> <td>ASSMANN WSW-No.</td> </tr> <tr> <td>X.X</td> <td>±X</td> <td>Correction</td> <td>03.08.2012</td> <td>Lucas</td> <td>Approved</td> <td>28.05.2014</td> <td>Ray</td> <td>A-CSS 0xx-Z-SM</td> </tr> <tr> <td>X.XX</td> <td>±X</td> <td>Update</td> <td>02.08.2012</td> <td>Lucas</td> <td></td> <td></td> <td></td> <td>A-CSS 0xx-Z-SM/P</td> </tr> <tr> <td>X.°</td> <td>±X</td> <td>Update</td> <td>23.07.2009</td> <td>Dean</td> <td></td> <td></td> <td></td> <td>Drawing-No.</td> </tr> <tr> <td>Angle</td> <td>TOL</td> <td>① Drawn</td> <td>13.10.1998</td> <td>Hellwig</td> <td colspan="2" rowspan="2"> </td> <td>ASS 0142 CO</td> <td>rev06</td> </tr> <tr> <td></td> <td></td> <td>② Update</td> <td></td> <td></td> <td>Replace</td> <td>Sheet 2/2</td> </tr> <tr> <td></td> <td></td> <td>③ Update</td> <td></td> <td></td> <td colspan="2" rowspan="2"> </td> <td></td> <td></td> </tr> <tr> <td></td> <td></td> <td>④ Correction</td> <td></td> <td></td> <td></td> <td></td> </tr> <tr> <td></td> <td></td> <td>⑤ Add soldering information</td> <td></td> <td></td> <td></td> <td></td> <td></td> <td></td> </tr> <tr> <td></td> <td></td> <td>⑥ Add electrical performance</td> <td></td> <td></td> <td></td> <td></td> <td></td> <td></td> </tr> <tr> <td></td> <td></td> <td>⑦ Date</td> <td></td> <td></td> <td></td> <td></td> <td></td> <td></td> </tr> <tr> <td></td> <td></td> <td>⑧ Name</td> <td></td> <td></td> <td></td> <td></td> <td></td> <td></td> </tr> <tr> <td></td> <td></td> <td>⑨ Modification</td> <td></td> <td></td> <td></td> <td></td> <td></td> <td></td> </tr> <tr> <td></td> <td></td> <td>⑩ Id.</td> <td></td> <td></td> <td></td> <td></td> <td></td> <td></td> </tr> </tbody> </table>							Scale	Free	⑥	⑦	⑧	⑨	⑩	⑪	⑫	TOLERANCE		Add electrical performance	28.05.2014	Ray		Date	Name	Customer-No.	X.	±X	Add soldering information	18.12.2013	Ray	Drawn	13.10.1998	Hellwig	ASSMANN WSW-No.	X.X	±X	Correction	03.08.2012	Lucas	Approved	28.05.2014	Ray	A-CSS 0xx-Z-SM	X.XX	±X	Update	02.08.2012	Lucas				A-CSS 0xx-Z-SM/P	X.°	±X	Update	23.07.2009	Dean				Drawing-No.	Angle	TOL	① Drawn	13.10.1998	Hellwig			ASS 0142 CO	rev06			② Update			Replace	Sheet 2/2			③ Update									④ Correction							⑤ Add soldering information									⑥ Add electrical performance									⑦ Date									⑧ Name									⑨ Modification									⑩ Id.							G
Scale	Free	⑥	⑦	⑧	⑨	⑩	⑪	⑫																																																																																																																																												
TOLERANCE		Add electrical performance	28.05.2014	Ray		Date	Name	Customer-No.																																																																																																																																												
X.	±X	Add soldering information	18.12.2013	Ray	Drawn	13.10.1998	Hellwig	ASSMANN WSW-No.																																																																																																																																												
X.X	±X	Correction	03.08.2012	Lucas	Approved	28.05.2014	Ray	A-CSS 0xx-Z-SM																																																																																																																																												
X.XX	±X	Update	02.08.2012	Lucas				A-CSS 0xx-Z-SM/P																																																																																																																																												
X.°	±X	Update	23.07.2009	Dean				Drawing-No.																																																																																																																																												
Angle	TOL	① Drawn	13.10.1998	Hellwig			ASS 0142 CO	rev06																																																																																																																																												
		② Update					Replace	Sheet 2/2																																																																																																																																												
		③ Update																																																																																																																																																		
		④ Correction																																																																																																																																																		
		⑤ Add soldering information																																																																																																																																																		
		⑥ Add electrical performance																																																																																																																																																		
		⑦ Date																																																																																																																																																		
		⑧ Name																																																																																																																																																		
		⑨ Modification																																																																																																																																																		
		⑩ Id.																																																																																																																																																		
H	1	2	3	4	5	6	7	H																																																																																																																																												
	1	2	3	4	5	6	7	SVXXX																																																																																																																																												