

RL-9750-3

THRU-HOLE AC LINE FILTER

DESCRIPTION

- Thru-Hole AC Line Filter

ENVIRONMENTAL DATA

- Storage temperature range: -55°C to +130°C
- Operating temperature range: -40°C to +130°C

PACKAGING INFORMATION

- Packaging information: pg. 495

FEATURES & APPLICATIONS

- Used in low to medium power AC-DC power supplies
- Signal line filtering
- Wide range of selection
- High impedance at applicable frequency
- Dielectric withstanding voltage rated at 2500 VAC line to line
- Designed for line to neutral safety clearance
- Low cost

Verify operation with sample in actual circuit. Order samples at www.rencousa.com.

MECHANICAL DIMENSIONS

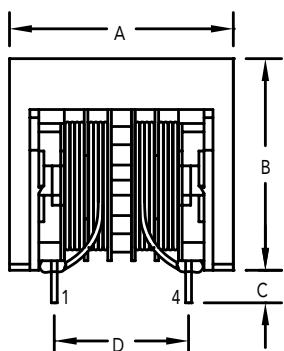
U.S. Standard (mm)

PART NUMBER	A (MAX.)	B (MAX.)	C (TYP.)	D ±0.02 (0.50)	E (MAX.)	F ±0.02 (0.50)
RL-9750-3	1.30 (33.00)	1.18 (30.00)	0.20 (5.00)	0.77 (19.50)	0.83 (21.00)	0.43 (11.00)

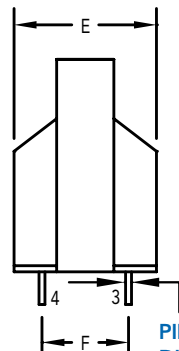
PART NUMBER	PART WEIGHT
RL-9750-3	32.0g (1.13oz)

G ±0.002 (0.05)	H ±0.002 (0.05)
0.77 (19.50)	0.43 (11.00)

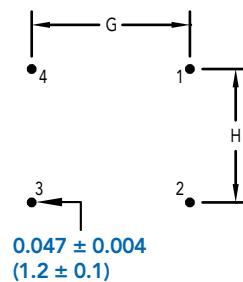
FRONT VIEW



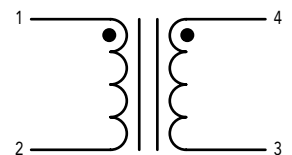
SIDE VIEW



RECOMMENDED LAND PATTERN



SCHEMATIC



RECO ELECTRONICS INC.

595 International Place, Rockledge, FL 32955-4200 USA • www.rencousa.com • ISO 9001 Certified
Toll Free Engineering Hot Line: 800.645.5828 • P: 321.637.1000 • F: 321.637.1600



RL-9750-3

Renco Part No. RL-9750-3	Inductance (mH) Min.	DCR (Ohms) ± 20%	Irms (A) Max.
RL-9750-3-1.5	1.5	0.033	4.0
RL-9750-3-2.0	2.0	0.044	3.5
RL-9750-3-2.9	2.9	0.056	3.0
RL-9750-3-4.7	4.7	0.082	2.7
RL-9750-3-4.9	4.9	0.094	2.4
RL-9750-3-6.2	6.2	0.111	2.2
RL-9750-3-7.0	7.0	0.134	2.0
RL-9750-3-7.5	7.5	0.160	1.8
RL-9750-3-12.0	12.0	0.212	1.6
RL-9750-3-14.0	14.0	0.240	1.5
RL-9750-3-18.0	18.0	0.317	1.3
RL-9750-3-28.0	28.0	0.500	1.0
RL-9750-3-43.0	43.0	0.770	0.8
RL-9750-3-69.0	69.0	1.250	0.6

NOTES:

1. ELECTRICAL SPECIFICATIONS MEASURED AT 25°C
2. Irms - CURRENT THAT CAUSES THE TEMPERATURE TO RISE APPROX. 40°C ABOVE AMBIENT OF 25°C
3. INDUCTANCE TESTED AT 10 kHz, 0.1 Vrms

