

Customer Information Sheet

DRAWING No.: G125-FCXXX05L0-XXXXL

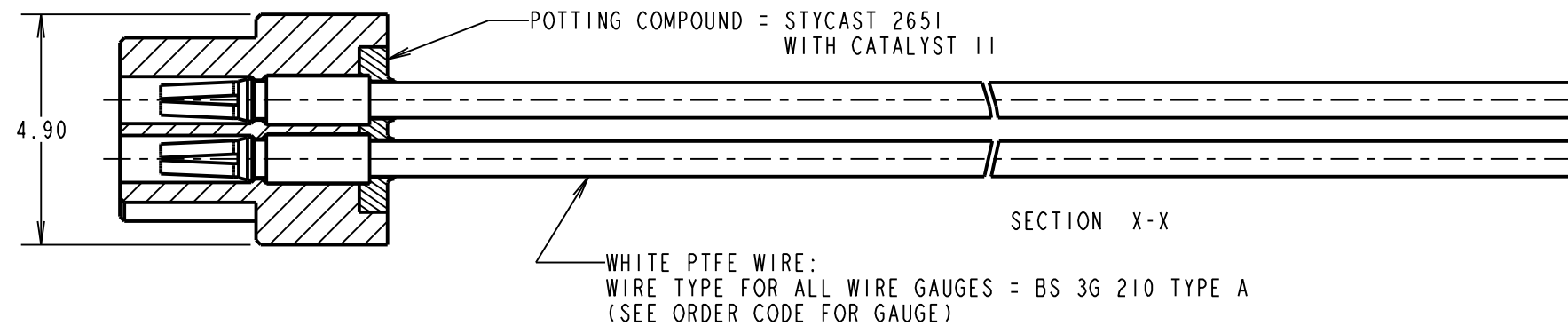
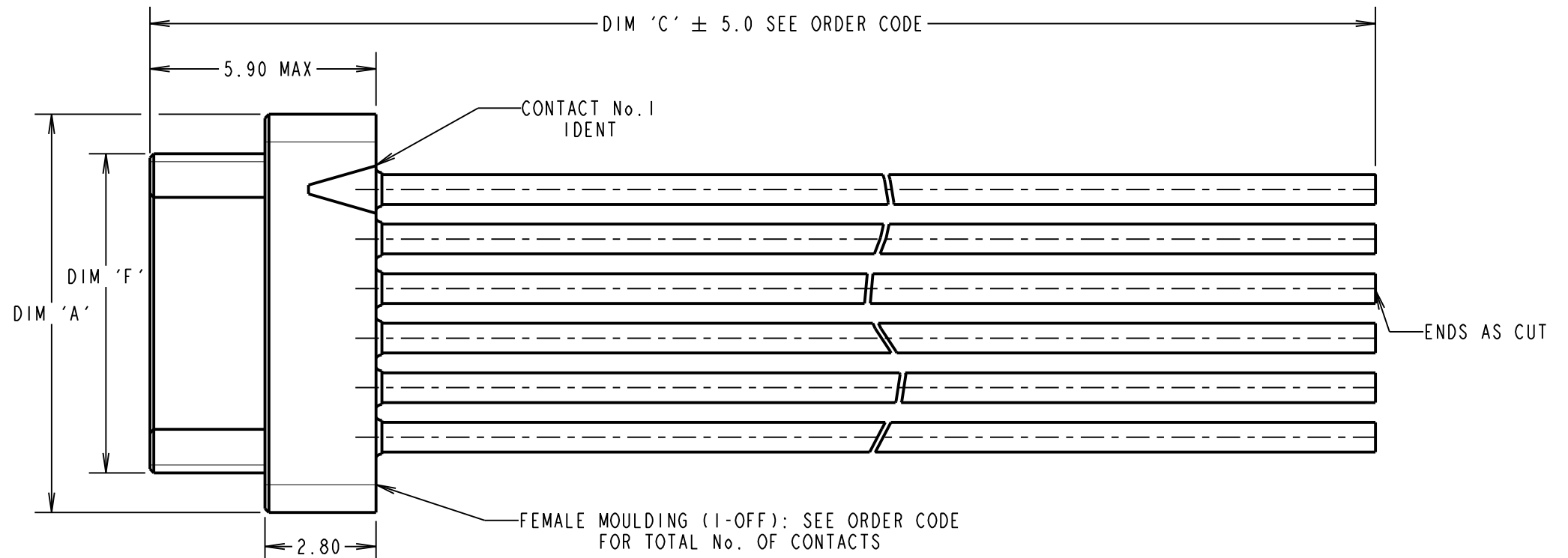
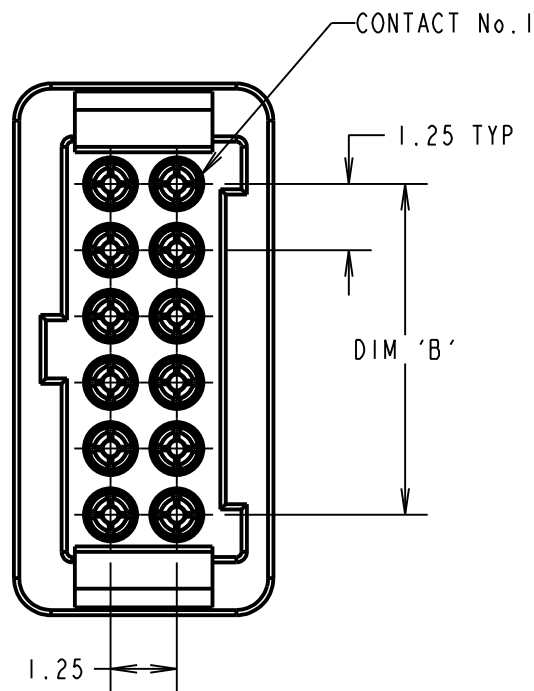
IF IN DOUBT - ASK

©

NOT TO SCALE

THIRD ANGLE PROJECTION

ALL DIMENSIONS IN mm



PATENT GRANTED - US 13/848813
 PATENT PENDING - GB 1205109.0
 PATENT PENDING - EP 13159969.8

DIM 'A'	(TOTAL No. OF CONTACTS - 2) x 0.625 + 3.80
DIM 'B'	(TOTAL No. OF CONTACTS - 2) x 0.625
DIM 'F'	(TOTAL No. OF CONTACTS - 2) x 0.625 + 1.80

ORDER CODE:

G125-FCXXX05L0-XXXXL

26 AWG = 1
 28 AWG = 2
 30 AWG = 3
 32 AWG = 4

DIM 'C' LENGTH:
 0060 = 60mm MIN
 9999 = 9999mm MAX

TOTAL No. OF CONTACTS:
 06, 10, 12, 16,
 20, 26, 34, 50

STOCKED LENGTHS:
 0150 = 150mm
 0300 = 300mm
 0450 = 450mm

FM	5	23.04.18	21155
NAME	ISS.	DATE	C/NOTE
APPROVED: F. MCGOWAN			
CHECKED: M. PLESTED			
DRAWN: S. FLOWER			
CUSTOMER REF.:			
ASSEMBLY DRG:			

NOTES:

- CABLE ASSEMBLIES WILL BE PACKED IN BAGS OF 10.
- FOR COMPLETE SPECIFICATION SEE COMPONENT SPECIFICATIONS C049XX AND C125XX (LATEST ISSUES).
- CUSTOM LENGTH CABLE ASSEMBLIES CAN BE PRODUCED FROM 60mm TO 9999mm. CONTACT OUR CABLE TEAM ON CABLES@HARWIN.COM.

HARWIN

www.harwin.com
 technical@harwin.com

THIS DRAWING AND ANY INFORMATION OR DESCRIPTIVE MATTER SET OUT HEREON ARE CONFIDENTIAL AND COPYRIGHT PROPERTY OF THE HARWIN GROUP AND MUST NOT BE DISCLOSED, LOANED, COPIED OR USED FOR MANUFACTURING, TENDERING OR FOR ANY OTHER PURPOSE WITHOUT THEIR WRITTEN PERMISSION.

TOLERANCES

X. = ±1mm
 X.X = ±0.50mm
 X.XX = ±0.10mm
 X.XXX = ±0.01mm
 ANGLES = ±5°
 UNLESS STATED

MATERIAL:

SEE ABOVE

FINISH:

SEE ABOVE

S/AREA:

mm²

TITLE:

G125 SERIES FEMALE CRIMP CONNECTOR WITH PIGTAIL

DRAWING NUMBER:

G125-FCXXX05L0-XXXXL

SHT
 2
 OF
 2