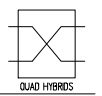


QHT-2 Series 90° POWER DIVIDERS / COMBINERS

5 to 1000 MHz / 10% Bandwidth Standard / Low Insertion Loss / High Isolation / TO-5 Package

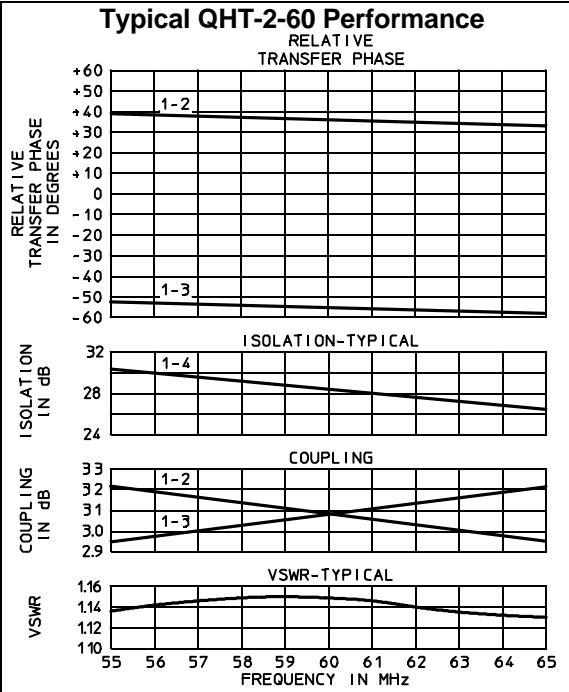
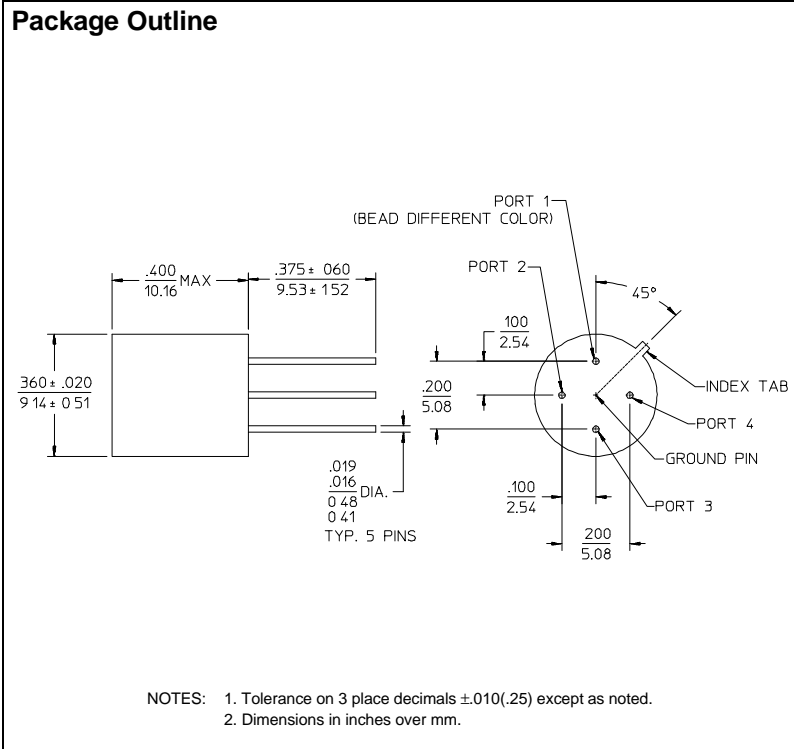


Phasing Diagram - A				
	1	2	3	4
1		ref.	- 90°	Isol.
2	ref.		Isol.	- 90°
3	- 90°	Isol.		ref.
4	Isol.	- 90°	ref.	

<u>PRINCIPAL SPECIFICATIONS</u>		
Model Number	Center Frequency, f_0	Usable Bandwidth, MHz
QHT-2-5	5 MHz	4.75 - 5.25
QHT-2-30	30 MHz	28.5 - 31.5
QHT-2-70	70 MHz	66.5 - 73.5
QHT-2-160	160 MHz	152 - 168
QHT-2-***B	5 to 1000 MHz	$f_0 \pm 5\%$

For complete Model Number replace *** with desired Center Frequency, f_0 in MHz.

<u>GENERAL SPECIFICATIONS</u>	
Coupling:	- 3 dB nom.
Isolation:	23 dB min.
Insertion Loss:	0.3 dB max.
Phase Tolerance:	$90^\circ \pm 2^\circ$ max.
Amplitude Balance:	0.75 dB max.
Impedance:	50 Ω nom.
VSWR:	1.3:1 max.
CW Input:	1 Watt max.
Weight:	0.1 oz. (2.8 g) nom.
Operating Temp:	- 55° to +85°C



General Notes:

- The QHT-2 series of single section hybrids covers 1 to 500 MHz using a special lumped element design minimize package size while maintaining high performance.

20Feb96

For further information contact **MERRIMAC / 41 Fairfield Pl., West Caldwell, NJ, 07006 / 973-575-1300 / FAX 973-575-0531**