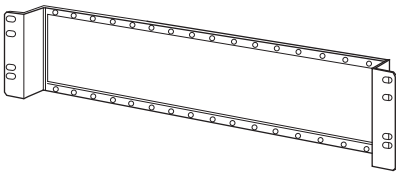


STANDARD RACK MOUNTING FRAME

Functions & Features

- Standard Rack Mounting Frame for mounting individual housing-stored Space-saving Rack-mounted Signal Conditioners (M-RACK, H-RACK, W-RACK, B-RACK, A-RACK)
- Convenient for power supply wiring in instrumentation panels
- Can be inserted into JIS and EIA standard racks
- Also available with power distributor
- Power distributor has an alarm fuse in each loop
- Capable of alarm contact output for blown fuses



MODEL: BX-16G-[1]

ORDERING INFORMATION

- Code number: BX-16G-[1]
- Specify a code from below for [1].
(e.g. BS-16G-B)

[1] Power distributor

- 1: Without
- 2: With (single-pole fuse)
- B: With (double-pole fuse)

GENERAL SPECIFICATIONS

Construction: Rack-mounted

Capacity:

16 positions (H-RACK, B-RACK)

8 positions (M-RACK, W-RACK, A-RACK)

Terminal screw material:

Nickel-plated iron, torque: 0.8 N·m (with power distributor)

Material: SPCC

Coating: Melamine baked coating

Isolation: Power to alarm (when power distributor is attached)

Power distributor circuit: with alarm fuse for each single loop

Alarm: dry contact output at blown fuse

Fuse rating: 0.5 A

INSTALLATION

■ Power distributor

Power input: Operational voltage range 24 V DC \pm 10%

Operating temperature: -5 to +55°C (23 to 131°F)

Operating humidity: 30 to 90 %RH (non-condensing)

Mounting: Rack mounting

Weight: Mounting frame approx. 800 g (1.8 lb), mounting frame + with power distributor approx. 2 kg (4.4 lb)

PERFORMANCE

Insulation resistance: \geq 100 M Ω with 500 V DC

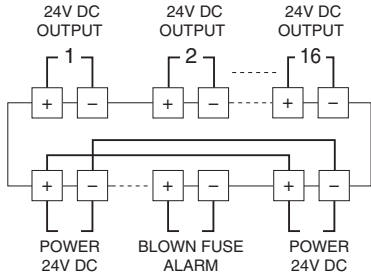
Dielectric strength:

1500 V AC @1 minute (power supply or alarm terminal to ground)

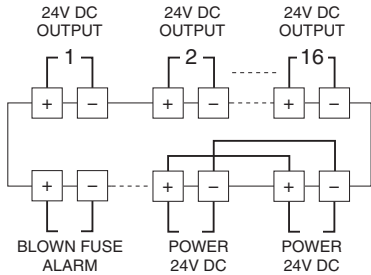
500 V AC @1 minute (power supply to alarm terminal)
(BX-16G-2, B only)

CONNECTION DIAGRAM

■ WITH POWER DISTRIBUTOR Single-pole fuse

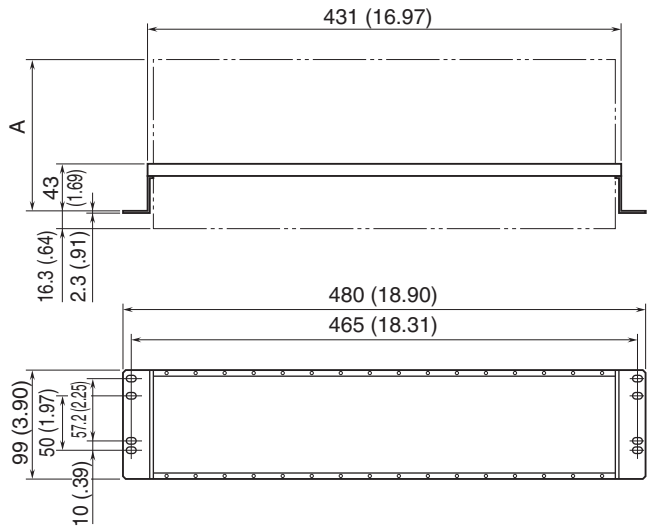


■ WITH POWER DISTRIBUTOR Double-pole fuse

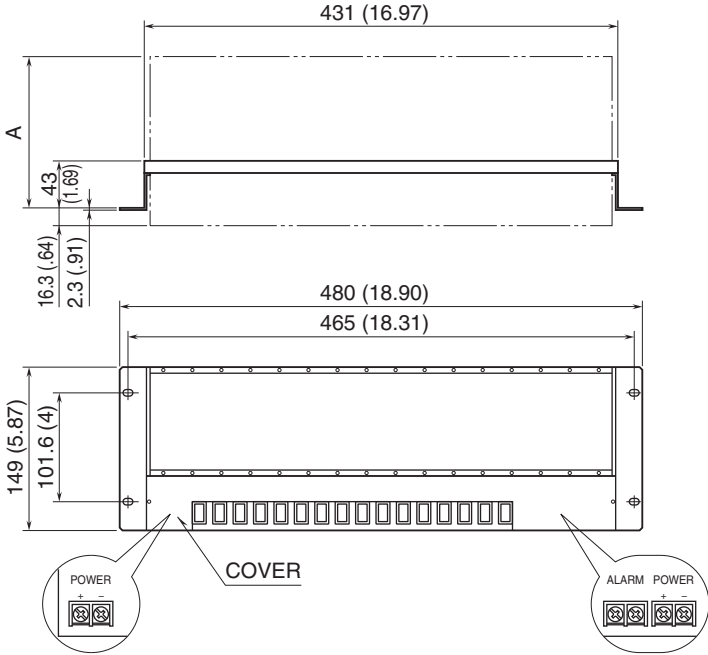


EXTERNAL DIMENSIONS unit: mm (inch)

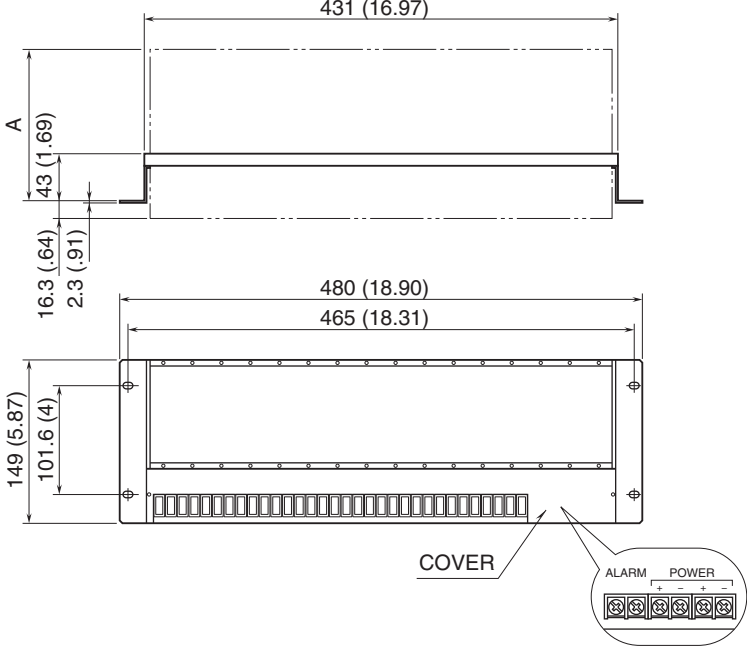
■ WITHOUT POWER DISTRIBUTOR



■ WITH POWER DISTRIBUTOR Single-pole fuse



■ WITH POWER DISTRIBUTOR Double-pole fuse

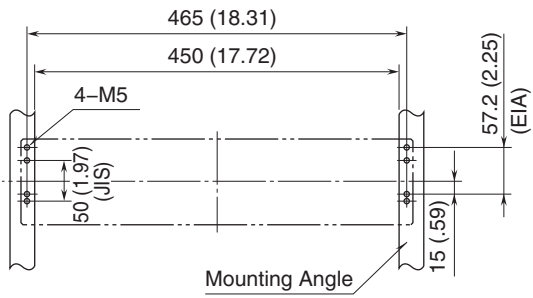


SERIES	M-RACK *1	H-RACK B-RACK	W-RACK *2	A-RACK
DIMENSIONS				
A	139 (5.47) [163 (6.42)]	137 (5.39)	[139 (5.47)] 163 (6.42)	162 (6.38)

*1. Dimensions in parentheses are for 7SN, 7LM, 7LMS
 *2. Dimensions in parentheses are for VMS, VFX, JX Series

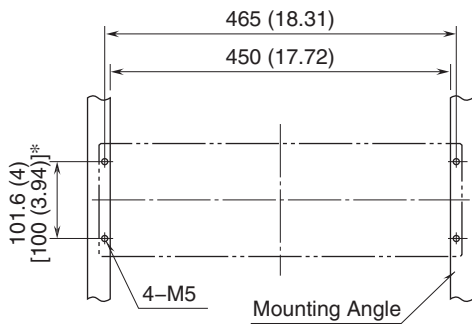
MOUNTING REQUIREMENTS unit: mm (inch)

■ WITHOUT POWER DISTRIBUTOR



Note: Leave an appropriate amount of space below for wiring.

■ WITH POWER DISTRIBUTOR



Note: Leave an appropriate amount of space below for wiring.

*Numbers in parentheses are JIS standards



Specifications are subject to change without notice.