MITSUBISHI Nch POWER MOSFET

FS30SM-5

HIGH-SPEED SWITCHING USE

FS30SM-5

- V_{DSS} 250V
- r_{DS} (ON) (MAX) 0.13Ω
- I_D 30A

OUTLINE DRAWING Dimensions in mm

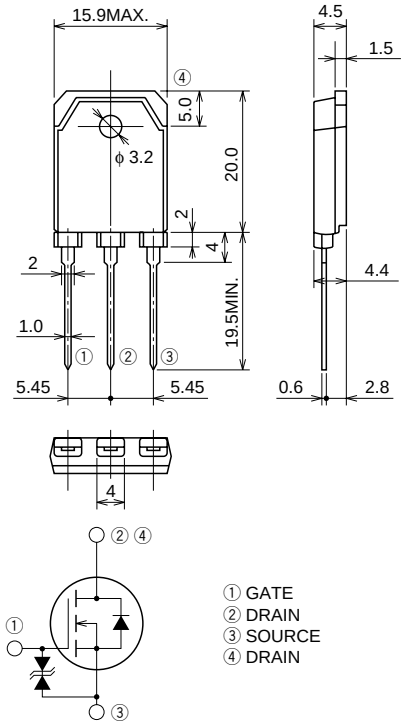

TO-3P

APPLICATION

SMPS, DC-DC Converter, battery charger, power supply of printer, copier, HDD, FDD, TV, VCR, personal computer etc.

MAXIMUM RATINGS (T_C = 25°C)

Symbol	Parameter	Conditions	Ratings	Unit
V_{DSS}	Drain-source voltage	V_{GS} = 0V	250	V
V_{GSS}	Gate-source voltage	V_{DS} = 0V	±30	V
I_D	Drain current		30	A
I_{DM}	Drain current (Pulsed)		90	A
P_D	Maximum power dissipation		250	W
T_{ch}	Channel temperature		–55 ~ +150	°C
T_{stg}	Storage temperature		–55 ~ +150	°C
—	Weight	Typical value	4.8	g

ELECTRICAL CHARACTERISTICS (Tch = 25°C)

Symbol	Parameter	Test conditions	Limits			Unit
			Min.	Typ.	Max.	
$V_{(BR)DSS}$	Drain-source breakdown voltage	I_D = 1mA, V_{GS} = 0V	250	—	—	V
$V_{(BR)GSS}$	Gate-source breakdown voltage	I_G = ±100μA, V_{DS} = 0V	±30	—	—	V
I_{GSS}	Gate-source leakage current	V_{GS} = ±25V, V_{DS} = 0V	—	—	±10	μA
I_{DSS}	Drain-source leakage current	V_{DS} = 250V, V_{GS} = 0V	—	—	1	mA
$V_{GS(th)}$	Gate-source threshold voltage	I_D = 1mA, V_{DS} = 10V	2	3	4	V
$r_{DS(ON)}$	Drain-source on-state resistance	I_D = 15A, V_{GS} = 10V	—	0.10	0.13	Ω
$V_{DS(ON)}$	Drain-source on-state voltage	I_D = 15A, V_{GS} = 10V	—	1.5	1.95	V
$\lvert y_{fs} \rvert$	Forward transfer admittance	I_D = 15A, V_{DS} = 10V	10.0	15.0	—	S
C_{iss}	Input capacitance	V_{DS} = 25V, V_{GS} = 0V, f = 1MHz	—	2100	—	pF
C_{oss}	Output capacitance		—	420	—	pF
C_{rss}	Reverse transfer capacitance		—	90	—	pF
$t_{d(on)}$	Turn-on delay time	V_{DD} = 150V, I_D = 15A, V_{GS} = 10V, R_{GEN} = R_{GS} = 50Ω	—	35	—	ns
t_r	Rise time		—	85	—	ns
$t_{d(off)}$	Turn-off delay time		—	240	—	ns
t_f	Fall time		—	100	—	ns
V_{SD}	Source-drain voltage	I_S = 15A, V_{GS} = 0V	—	1.5	2.0	V
$R_{th(ch-c)}$	Thermal resistance	Channel to case	—	—	0.50	°C/W

PERFORMANCE CURVES

POWER DISSIPATION DERATING CURVE

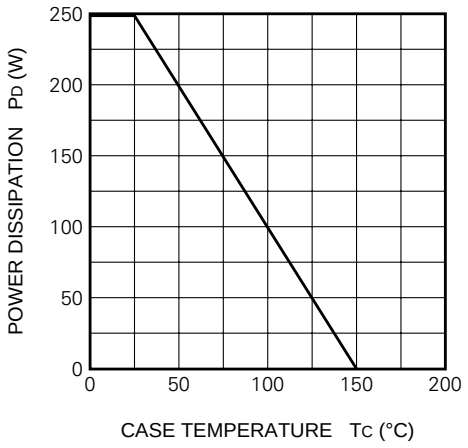

MAXIMUM SAFE OPERATING AREA

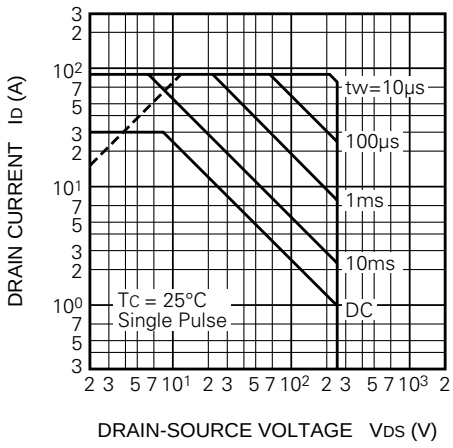

OUTPUT CHARACTERISTICS (TYPICAL)

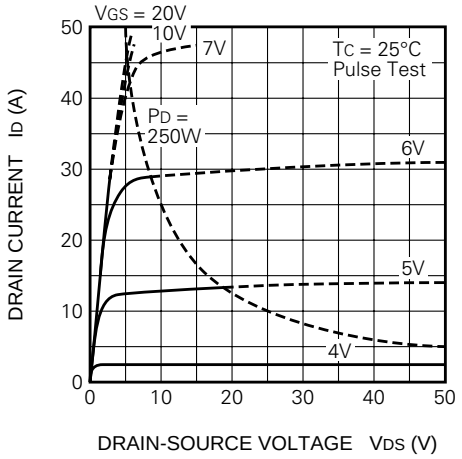

OUTPUT CHARACTERISTICS (TYPICAL)

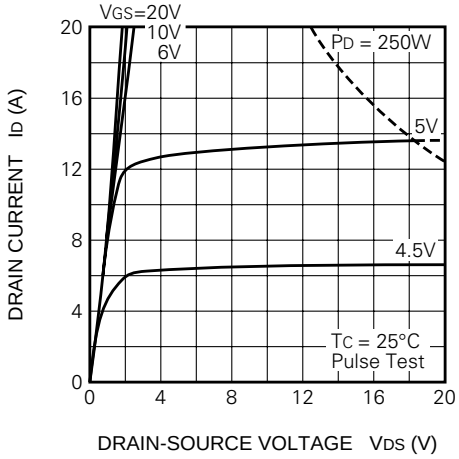

ON-STATE VOLTAGE VS. GATE-SOURCE VOLTAGE (TYPICAL)

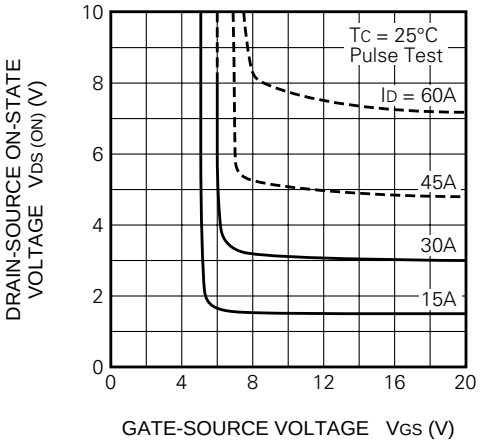

ON-STATE RESISTANCE VS. DRAIN CURRENT (TYPICAL)

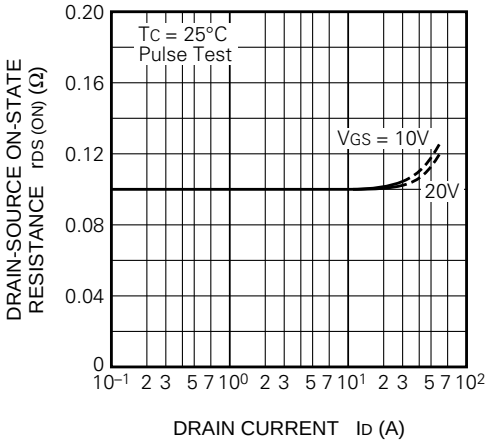

TRANSFER CHARACTERISTICS (TYPICAL)

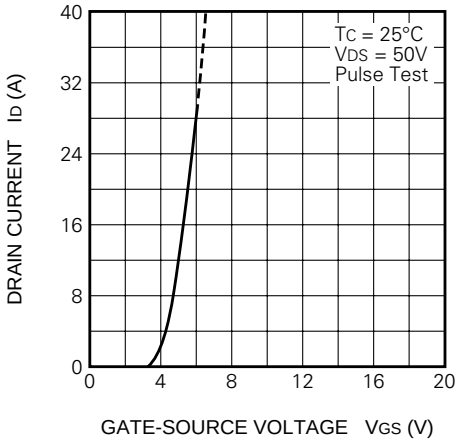

FORWARD TRANSFER ADMITTANCE VS.DRAIN CURRENT (TYPICAL)

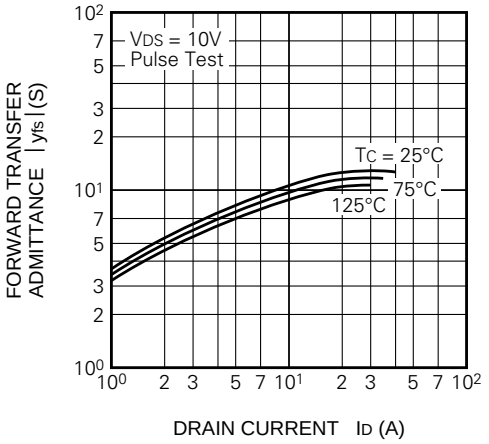

CAPACITANCE VS. DRAIN-SOURCE VOLTAGE (TYPICAL)

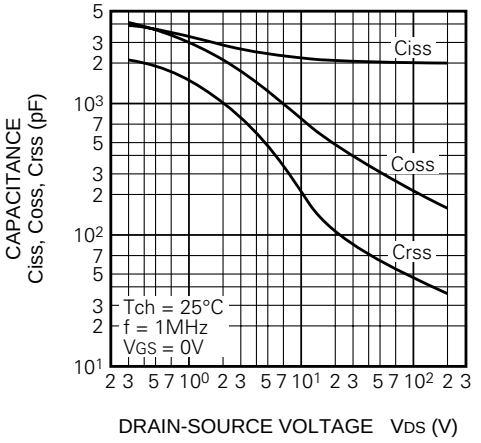

SWITCHING CHARACTERISTICS (TYPICAL)

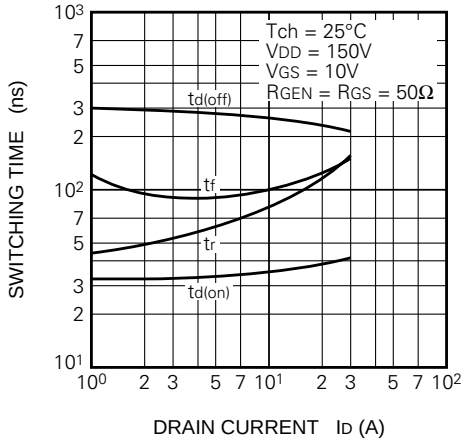

GATE-SOURCE VOLTAGE VS.GATE CHARGE (TYPICAL)

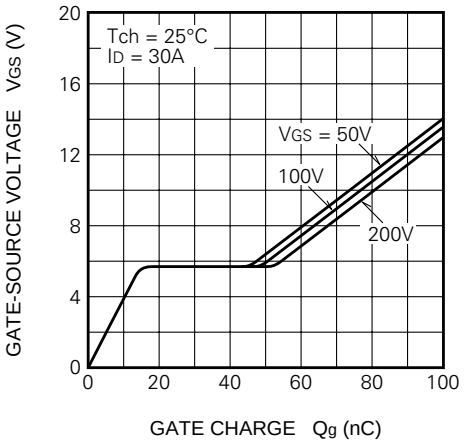

SOURCE-DRAIN DIODE FORWARD CHARACTERISTICS (TYPICAL)

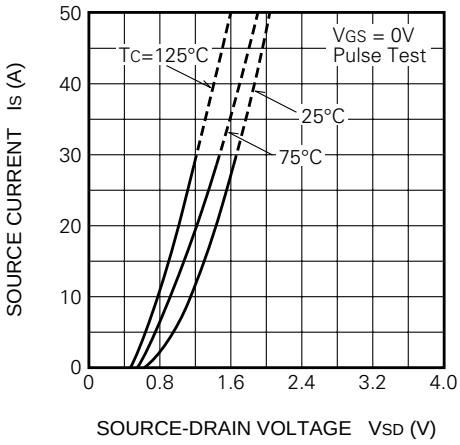

ON-STATE RESISTANCE VS. CHANNEL TEMPERATURE (TYPICAL)

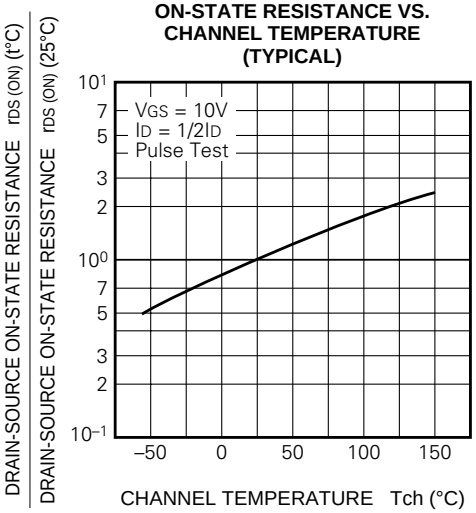

THRESHOLD VOLTAGE VS. CHANNEL TEMPERATURE (TYPICAL)

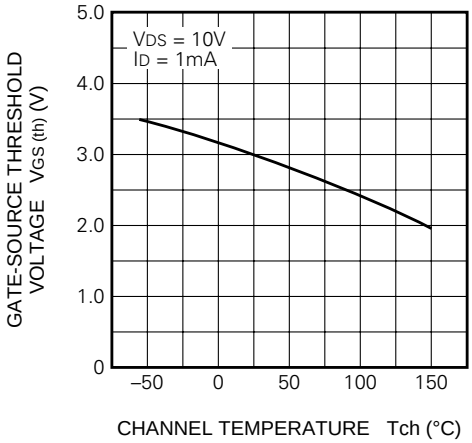

BREAKDOWN VOLTAGE VS. CHANNEL TEMPERATURE (TYPICAL)

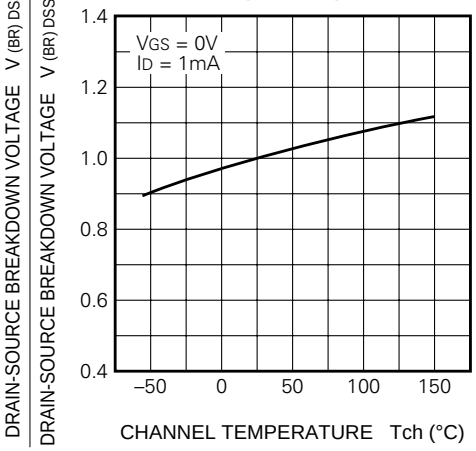
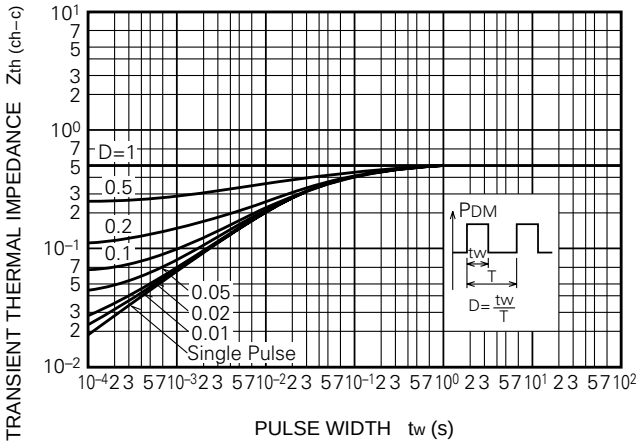
TRANSIENT THERMAL IMPEDANCE CHARACTERISTICS