

**PLEASE CHECK WWW.MOLEX.COM FOR LATEST PART INFORMATION**

**Part Number:** [0026232021](#)  
**Status:** **Active**  
**Overview:** [kk](#)  
**Description:** 3.96mm (.156") Pitch KK® Wire-to-Board Header, Vertical Round Pin, 2 Circuits, Gold (Au) Plating, with Mating Pin Length of 11.43mm (.450")

**Documents:**

[3D Model](#) [Product Specification PS-99020-0087 \(PDF\)](#)  
[Drawing \(PDF\)](#) [RoHS Certificate of Compliance \(PDF\)](#)

**Agency Certification**

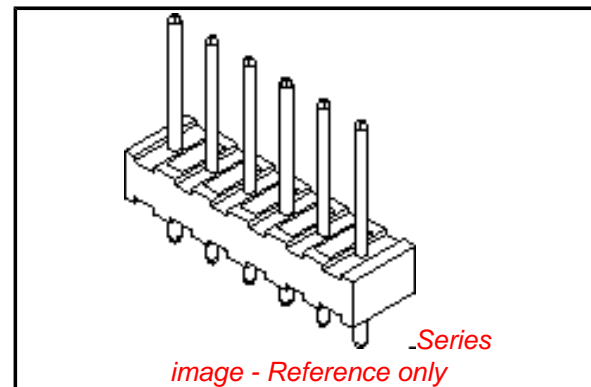
UL E29179

**General**

Product Family PCB Headers  
 Series [3192](#)  
 Application Board-to-Board, Wire-to-Board  
 Overview [kk](#)  
 Product Name KK®

**Physical**

Breakaway No  
 Circuits (Loaded) 2  
 Circuits (maximum) 2  
 Color - Resin Natural  
 First Mate / Last Break No  
 Flammability 94V-2  
 Glow-Wire Compliant No  
 Guide to Mating Part No  
 Keying to Mating Part None  
 Lock to Mating Part None  
 Material - Metal Brass  
 Material - Plating Mating Gold  
 Material - Plating Termination Gold  
 Material - Resin Nylon  
 Number of Rows 1  
 Orientation Vertical  
 PC Tail Length (in) 0.175 In  
 PC Tail Length (mm) 4.45 mm  
 PCB Locator No  
 PCB Retention None  
 PCB Thickness Recommended (in) 0.062 In  
 PCB Thickness Recommended (mm) 1.60 mm  
 Packaging Type Bag  
 Pitch - Mating Interface (in) 0.156 In  
 Pitch - Mating Interface (mm) 3.96 mm  
 Plating min: Mating (µin) 20  
 Plating min: Mating (µm) 0.5  
 Plating min: Termination (µin) 20  
 Plating min: Termination (µm) 0.5  
 Polarized to Mating Part No  
 Polarized to PCB No  
 Shrouded No  
 Stackable Yes  
 Temperature Range - Operating 0°C to +75°C  
 Termination Interface: Style Through Hole



**EU RoHS**

**ELV and RoHS Compliant**  
**REACH SVHC Not Reviewed**  
**Halogen-Free Status Not Reviewed**

**China RoHS**



**Need more information on product environmental compliance?**

Email [productcompliance@molex.com](mailto:productcompliance@molex.com)  
 For a multiple part number RoHS Certificate of Compliance, [click here](#)

Please visit the [Contact Us](#) section for any non-product compliance questions.

**Search Parts in this Series**  
[3192Series](#)

**Electrical**

Current - Maximum per Contact  
Voltage - Maximum

7A  
250V

**Material Info**

Old Part Number

AE-3192-02A(501)

**Reference - Drawing Numbers**

Product Specification  
Sales Drawing

PS-99020-0087  
SDAE-3192-NA(501)

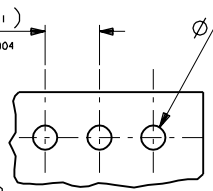
This document was generated on 05/26/2010

**PLEASE CHECK [WWW.MOLEX.COM](http://WWW.MOLEX.COM) FOR LATEST PART INFORMATION**

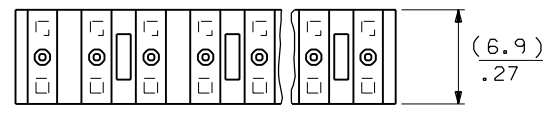
PART NO. SEE CHART  
 DWG. NO. SDAE-3192-NA(501)

TYP.  $(3.96 \pm 0.1)$   
 NON-ACCUM.  $.156 \pm .004$

TYP.  $(1.78 \pm 0.09)$   
 $.070 \pm .002$

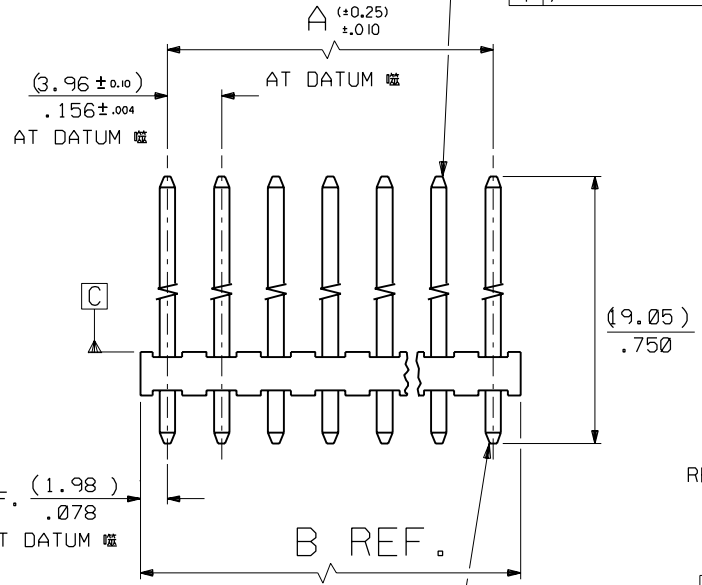


RECOMMENDED P.C.B.  
 HOLE DIMENSIONS



TIPS ONLY

$\phi \text{ } (\phi 0.51) / .020 \text{ C}$



REF.  $(4.45)$   
 $.175$

TIPS ONLY

$\phi \text{ } (\phi 0.38) / .015 \text{ C}$

NO. OF CKTS	PART NO.	ENG. NO.	DIMN. A	DIMN. B
2	26-23-2021	AE-3279- 2A(501)	(3.96)/.156	(7.92)/.312
3	-2031	- 3A(501)	(7.92)/.312	(11.89)/.468
4	-2041	- 4A(501)	(11.89)/.468	(15.85)/.624
5	-2051	- 5A(501)	(15.85)/.624	(19.81)/.780
6	-2061	- 6A(501)	(19.81)/.780	(23.77)/.936
7	-2071	- 7A(501)	(23.77)/.936	(27.74)/1.094
8	-2081	- 8A(501)	(27.74)/1.094	(31.70)/1.248
9	-2091	- 9A(501)	(31.70)/1.248	(35.66)/1.404
10	-2101	-10A(501)	(35.66)/1.404	(39.62)/1.560
11	-2111	-11A(501)	(39.62)/1.560	(43.59)/1.716
12	-2121	-12A(501)	(43.59)/1.716	(47.55)/1.872
13	-2131	-13A(501)	(47.55)/1.872	(51.51)/2.028
14	-2141	-14A(501)	(51.51)/2.028	(55.47)/2.184
15	-2151	-15A(501)	(55.47)/2.184	(59.44)/2.340
16	-2161	-16A(501)	(59.44)/2.340	(63.40)/2.496
17	-2171	-17A(501)	(63.40)/2.496	(67.36)/2.652
18	26-23-2181	AE-3279-18A(501)	(67.36)/2.652	(71.32)/2.808

NOTES:

- MATERIAL  
 WAFER - NYLON , 94V-2  
 PIN -  $\phi (1.14) / .045$  HARD DRAWN BRASS. FINISH  
 $(0.0005) / .00002$  GOLD MIN. OVER  
 $(0.00076) / .00003$  NICKEL MIN.
- PIN PUSH OUT FORCE (1.36KG) 3LBS MIN.
- PIN SOLDERABILITY PER MOLEX SPEC. NO. 152

STANDARDIZATION EC NO. M. JACKO 2/11/00 DRWN: E2001-0472 CHK: APPR:	DESCRIPTION MAJOR $\blacktriangledown = 0$ CRITICAL $\nabla = 0$
--	--

QUALITY SYMBOLS	GENERAL TOLERANCES: (UNLESS SPECIFIED)
	mm INCH
4 PLACES	$\pm 0.$ $\pm .$
3 PLACES	$\pm 0.$ $\pm .010$
2 PLACES	$\pm 0.25$ $\pm .015$
1 PLACE	$\pm 0.35$ $\pm .$
	ANGULAR: $\pm$   °
DRAFT WHERE APPLICABLE MUST REMAIN WITHIN DIMENSIONS	

SCALE 3:1	DESIGN UNITS <input checked="" type="checkbox"/> mm <input type="checkbox"/> INCH
DRAWN BY & DATE NPC 13/11/86	
CHECKED BY & DATE	
APPROVED BY & DATE	
CAD FILENAME SA3192NAG.DGN	

DIMENSIONS: <input checked="" type="checkbox"/> mm <input type="checkbox"/> INCH <input type="checkbox"/> mm ONLY		SHT	REV
THIRD ANGLE PROJECTION		REVISE ON CAD ONLY	
TITLE: WAFER ASSY. KK, (3.96)/.156 CENTRES $\phi (1.14) / .045$ PINS			
MOLEX INCORPORATED			
CAD FILENAME SA3192NAG.DGN	MATERIAL NO. SEE CHART	DRAWING NO. SDAE-3192-NA(501)	SHEET NO. 10F1
THIS DRAWING CONTAINS INFORMATION THAT IS PROPRIETARY TO MOLEX INCORPORATED AND SHOULD NOT BE USED WITHOUT WRITTEN PERMISSION.			
			SIZE B