


VT2-802HV

SMD VC-TCXO
HCMOS

QuartzCom
the communications company



Features

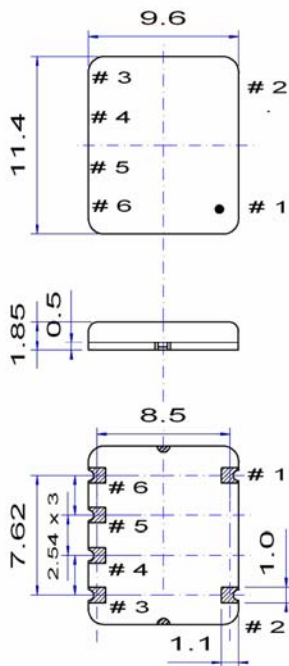
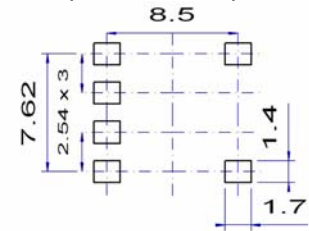
- Applications: mobile communications, instrumentation, microwave
- Output signal HCMOS
- Output frequency up to 50 MHz
- Wide pulling range in the range: $\pm 20 \sim \pm 40$ ppm

Parameter	Specification		
	VT2-802HVL	VT2-802HVM	VT2-802HVS
Frequency range	9.6 ~ 50 MHz		
Standard frequencies	10.00, 12.8, 13.00, 19.2, 19.44, 20.00 & 26.00 MHz		
Frequency stability:			
vs. temperature	$\leq \pm 1.0 \sim \pm 3.5$ ppm		
vs. supply & load change	$\leq \pm 0.4$ ppm	± 5 %	
vs. aging	$\leq \pm 1.0$ ppm	1 st year	
Frequency tolerance ex. factory	$\leq \pm 0.5$ ppm @ +25 °C		
Supply voltage	+3.0 V ± 5 %	+3.3 V ± 5 %	+5.0 V ± 5 %
Supply current	4 ~ 15 mA		
Output signal	HCMOS		
Output load	15 pF		
Frequency pulling range	$\pm 20 \sim \pm 40$ ppm		
Voltage control	+1.65 V ± 1.35 V		+2.5 V ± 2.0 V
Phase noise @ 20.0 MHz carrier frequency	-140 dBc/Hz	@ 1 kHz	
Operating temperature range	-30 ~ +75 °C	commercial application	
	-40 ~ +85 °C	industrial application	
Storage temperature range	-55 ~ +125 °C		
Packaging units	tape & reel	500 or 1'000 pieces	
Customer specifications on request			

Pin function

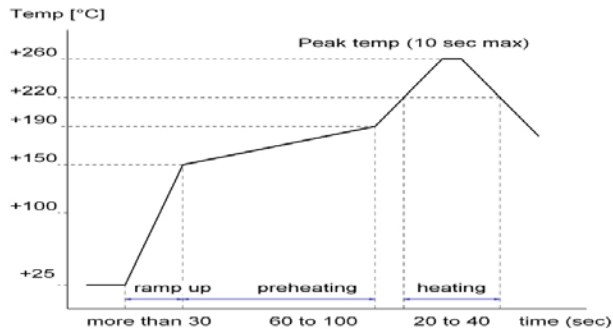
- # 1 GND
- # 2 GND
- # 3 Output
- # 4 GND
- # 5 Vc Voltage control
- # 6 Vcc

Example for solder pattern



Do not design any conductive path between the pattern

Example for IR reflow soldering temperature



2002/95/EC RoHS compliant

QuartzCom AG
sales@quartzcom.com

QuartzCom Asia
sales-asia@quartzcom.com

QuartzCom USA
sales-usa@quartzcom.com

www.quartzcom.com

02 May. 10

