

Shock-Safe Fuseholder, 5 x 20 mm, Slotted Cap/Fingerrip, Snap Stepless, 0.75 - 3.0 mm



Fingerrip

Variant 2

250 VAC · 4 W/10A (VDE)10A (UL/CSA)



Description

- Panel Thickness 0.75 - 3.0 mm, Snap stepless

Standards

- IEC 60127-6
- UL 4248-1
- CSA 22.2 no. 4248.1


Approvals

- VDE Certificate Number: 131952 UG
- UL File Number: E39328

Weblinks

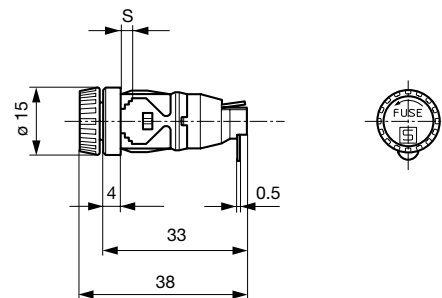
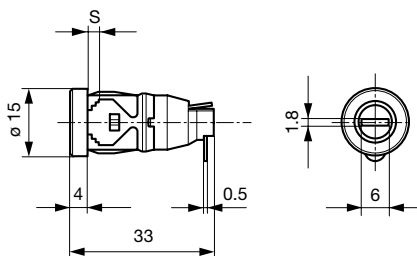
[pdf-datasheet](#), [html-datasheet](#), [General Product Information](#), [Packaging details](#), [Approvals](#), [CE declaration of conformity](#), [RoHS](#), [CHINA-RoHS](#), [REACH](#), [Distributor-Stock-Check](#), [Detailed request for product](#)

Technical Data

Shock-Safe Category	PC2
Fuse-Link	5 x 20 mm
Mounting	Panel Mount, Front Side
Attachment	Snap-in
Terminal	Solder
Rated Voltage	250VAC
Rated current	10A (VDE), 10A (UL/CSA)
Rated Power Acceptance IEC	4W / 10A @ Ta 23°C
Degree of Protection	IP 40
Admissible Ambient Air Temp.	-40°C to 85°C
Climatic Category	40/085/21 acc. to IEC 60068-1
Material: Socket	Thermoplastic, black, UL 94V-0
Material: Cap	Thermoplastic, black, UL 94V-0
Material: Terminals	Tin-Plated Copper Alloy
Unit Weight	6.45 g
Storage Conditions	0°C to 60°C, max. 70% r.h.
Product Marking	 Type, Rated Voltage, Rated current, Power Rating, Approvals

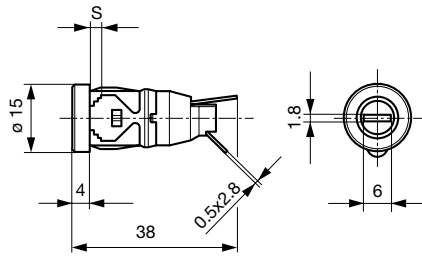
Soldering Methods	Iron
Solderability	350°C / 3 sec acc. to IEC 60068-2-20, Test Ta, method 2
Resistance to Soldering Heat	350°C / 10 sec acc. to IEC 60068-2-20, Test Tb, method 2
Contact Resistance	≤ 10 mΩ at 20 mV acc. to IEC 60127-6
Dielectric Strength	> 3kV between Life parts (50Hz; 1 min)
Impulse Withstand Voltage	> 4kV between Life parts
Insulation Resistance	≥ 10 MΩ between Life parts (500 VDC; 1 min)
Overvoltage Category	III acc. to IEC 60664-1
Pollution Degree	2 acc. to IEC 60664-1
Resistance to Vibration	acc. to IEC 60068-2-6, test Fc
Plattendicke	0.75 - 3.0 mm

Dimension

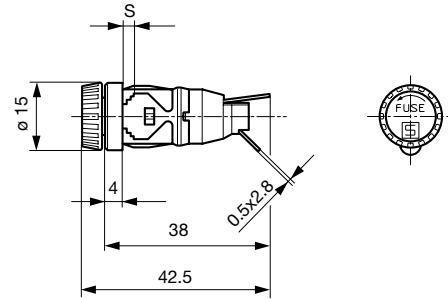


Variant 0031.1091 und 0031.1095

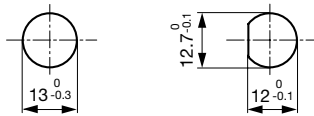
Variant Fingerrip 0031.1901 and 0031.1902



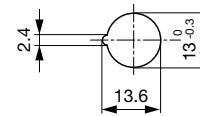
Variant 0031.1161 und 0031.1165



Variant Fingerrip 0031.1913 and 0031.1914

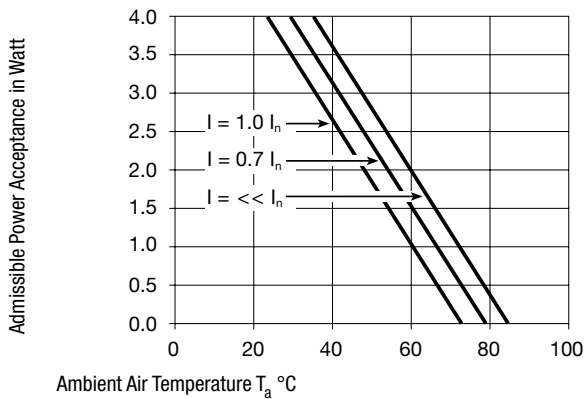


Mounting Holes 0031.1161, 0031.1165, 0031.1913 and 0031.1914



Mounting Holes 0031.1091, 0031.1095, 0031.1901 and 0031.1902

Derating Curves



All Variants

Holder	Cap	Panel Thickness s [mm]	Terminal s	Degree of Protection	Order Number
●	slotted	0.75 - 1.5mm	Solder	IP 40	0031.1091
●	slotted	1.8 - 3.0mm	Solder	IP 40	0031.1095
●	Fingerrip	0.75 - 1.5mm	Solder	IP 40	0031.1901
●	Fingerrip	1.8 - 3.0mm	Solder	IP 40	0031.1902
●	slotted	0.75 - 1.5mm	Solder	IP 40	0031.1161
●	slotted	1.8 - 3.0mm	Solder	IP 40	0031.1165
●	Fingerrip	0.75 - 1.5mm	Solder	IP 40	0031.1913
●	Fingerrip	1.8 - 3.0mm	Solder	IP 40	0031.1914

Most Popular.

Availability for all products can be searched real-time: <http://www.schurter.com/Stock-Check/Stock-Check-SCHURTER>

Quick-Connect Terminals on Request

Packaging Unit Bulk (100 pcs.)
