

## 1.5A Glass Passivated Bridge Rectifier

### Features

- Glass passivated chip junction
- High case dielectric strength
- Typical  $I_R$  less than  $0.1\mu A$
- High surge current capability
- Ideal for printed circuit boards
- High temperature soldering guaranteed:  $260^\circ C/10$  seconds  
0.375" (9.5mm) lead length at 5lbs.(2.3kg) tension
- This series is UL recognized under component index, File number E194718
- RoHS compliant



WOG



### Mechanical Data

<b>Case:</b>	WOG, Epoxy meets UL 94V-0 flammability rating
<b>Terminals:</b>	Plated leads solderable per MIL-STD-750, Method 2026
<b>Polarity:</b>	As marked on case
<b>Weight:</b>	0.04 ounce, 1.1 grams

### Maximum Ratings And Electrical Characteristics ( $T_{amb}=25^\circ C$ )

Symbols	Parameter	W005G	W01G	W02G	W04G	W06G	W08G	W10G	Unit	Conditions
<b>VRRM</b>	Maximum Repetitive Peak Reverse Voltage	50	100	200	400	600	800	1000	V	
<b>VRMS</b>	Maximum RMS Voltage	35	70	140	280	420	560	700	V	
<b>VDC</b>	Maximum DC Blocking Voltage	50	100	200	400	600	800	1000	V	
<b>IF(AV)</b>	Maximum Average Forward Rectified Current at 0.375" (9.5mm) lead length	1.5							A	$T_A=25^\circ C$
<b>IFSM</b>	Peak Forward Surge Current	50							A	8.3ms Single Sine-wave Superimposed on Rated Load (JEDEC Method)
<b>I<sup>2</sup>t</b>	Rating for Fusing ( $t<8.3ms$ )	10							A <sup>2</sup> sec	

# 1.5A Glass Passivated Bridge Rectifier

## W005G - W10G

Symbols	Parameter	W005G	W01G	W02G	W04G	W06G	W08G	W10G	Unit	Conditions
<b>V<sub>F</sub></b>	Maximum Instantaneous Forward Voltage Drop per leg	1.0							V	I <sub>F</sub> =1.0A
<b>I<sub>R</sub></b>	Maximum DC Reverse Current at Rated DC Blocking Voltage per leg	5.0							μA	TA=25°C
		500								TA=125°C
<b>C<sub>J</sub></b>	Typical Junction Capacitance per leg	14							pF	V <sub>R</sub> =4V, f=1MHz
<b>R<sub>θJA</sub></b>	Typical Thermal Resistance per leg	36							°C/W	Note 1
<b>R<sub>θJL</sub></b>		11								
<b>T<sub>J</sub>, T<sub>STG</sub></b>	Operating Junction and Storage Temperature Range	-55 to +150							°C	

Note: 1. Thermal resistance from junction to ambient and from junction to lead at 0.375" (9.5mm) lead length P.C.B. mounting.  
P.C.B. size 0.22 x 0.22" (5.5 x 5.5mm).

### Rating and Characteristic Curves

Fig.1- Derating Curve Output Rectified Current

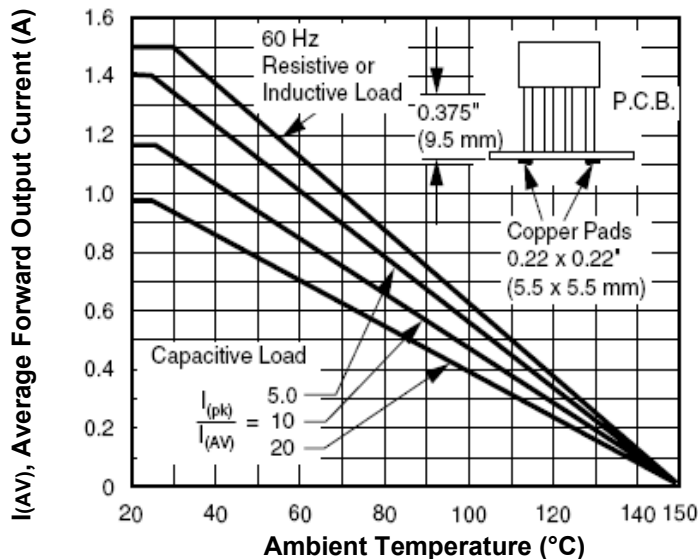
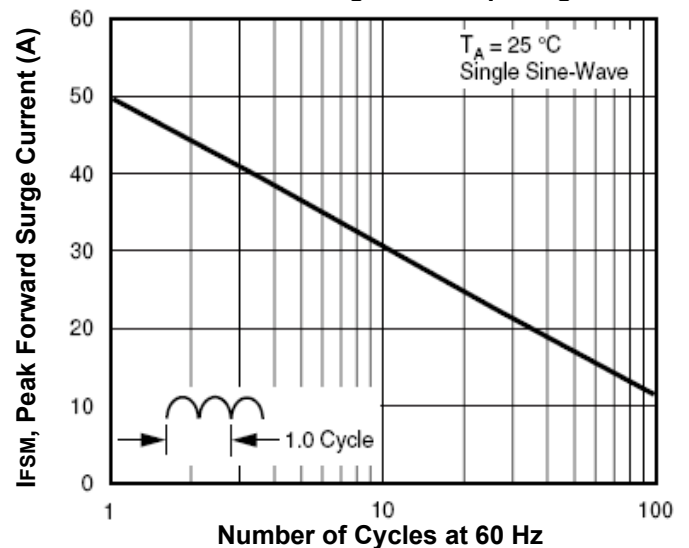


Fig.2-Maximum Non-Repetitive Peak Forward Surge Current per leg



# 1.5A Glass Passivated Bridge Rectifier

W005G - W10G

Fig.3-Typical Forward Characteristics per leg

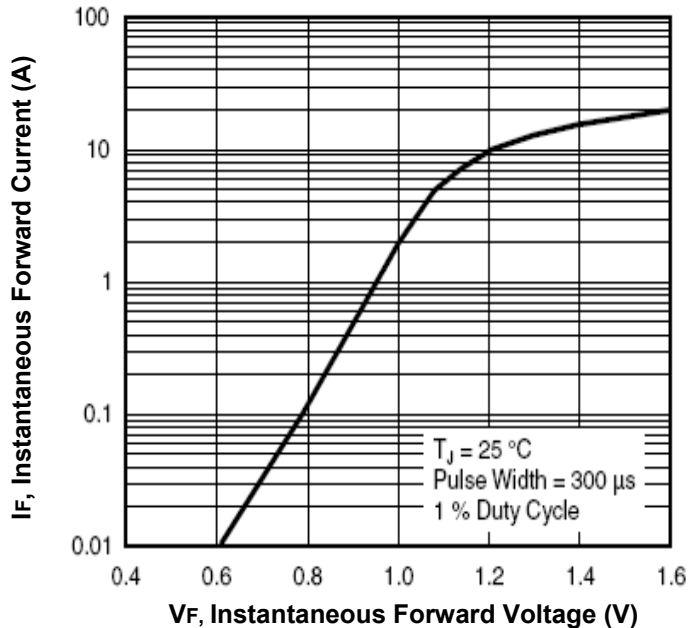


Fig.4-Typical Reverse Leakage Characteristics per leg

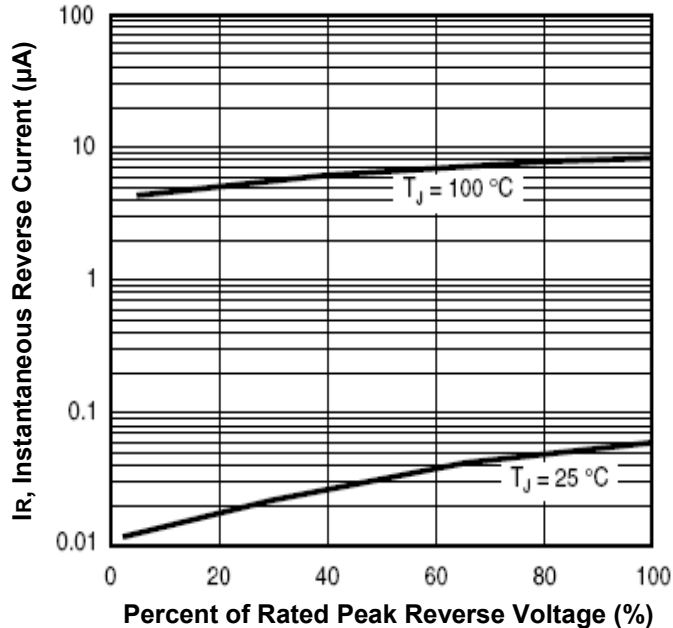
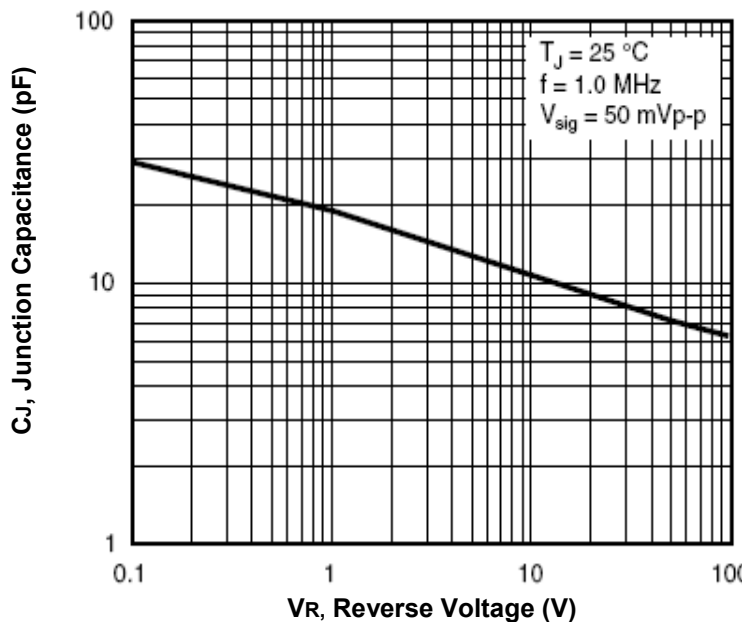


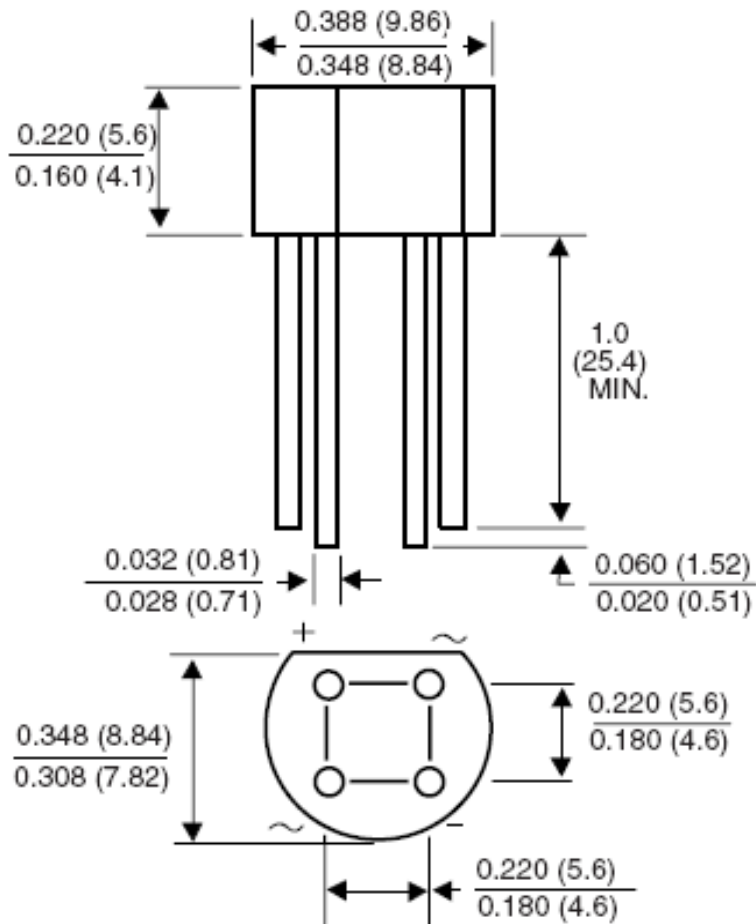
Fig.5-Typical Junction Capacitance per leg



# 1.5A Glass Passivated Bridge Rectifier

W005G - W10G

## Dimensions in inch (mm)



## Case Style WOG

# 1.5A Glass Passivated Bridge Rectifier

W005G - W10G

## How to contact us

### US HEADQUARTERS

28040 WEST HARRISON PARKWAY, VALENCIA, CA 91355-4162

Tel: (800) TAITRON (800) 824-8766 (661) 257-6060

Fax: (800) TAITFAX (800) 824-8329 (661) 257-6415

Email: [taitron@taitroncomponents.com](mailto:taitron@taitroncomponents.com)

Http://[www.taitroncomponents.com](http://www.taitroncomponents.com)

### TAITRON COMPONENTS MEXICO, S.A .DE C.V.

BOULEVARD CENTRAL 5000 INTERIOR 5 PARQUE INDUSTRIAL ATITALAQUIA, HIDALGO C.P.

42970 MEXICO

Tel: +52-55-5560-1519

Fax: +52-55-5560-2190

### TAITRON COMPONENTS INCORPORATED REPRESENTAÇÕES DO BRASIL LTDA

RUA DOMINGOS DE MORAIS, 2777, 2.ANDAR, SALA 24 SAÚDE - SÃO PAULO-SP 04035-001 BRAZIL

Tel: +55-11-5574-7949

Fax: +55-11-5572-0052

### TAITRON COMPONENTS INCORPORATED, SHANGHAI REPRESENTATIVE OFFICE

METROBANK PLAZA, 1160 WEST YAN' AN ROAD, SUITE 1503, SHANGHAI, 200052, CHINA

Tel: +86-21-5424-9942

Fax: +86-21-5424-9931