





DWM-20-58-G-S-427

HDWM-24-59-L-S-300-SM



HDWM-08-56-L-D-312-SM



DWM-06-54-G-D-360

DWM, HDWM SERIES

(1.27 mm) .050"

# MICRO BOARD STACKER

## SPECIFICATIONS

For complete specifications see [www.samtec.com?DWM](http://www.samtec.com?DWM) or [www.samtec.com?HDWM](http://www.samtec.com?HDWM)

**Insulator Material:**

LCP

**Terminal Material:**

Phosphor Bronze

**Plating:**

Au or Sn over

50 μ" (1.27 μm) Ni

**Operating Temp Range:**

-55 °C to +105 °C with Tin

-55 °C to +125 °C with Gold

**RoHS Compliant:**

Yes

**Mates with:**

SMS, SLM, RSM

## PROCESSING

**Lead-Free Solderable:**

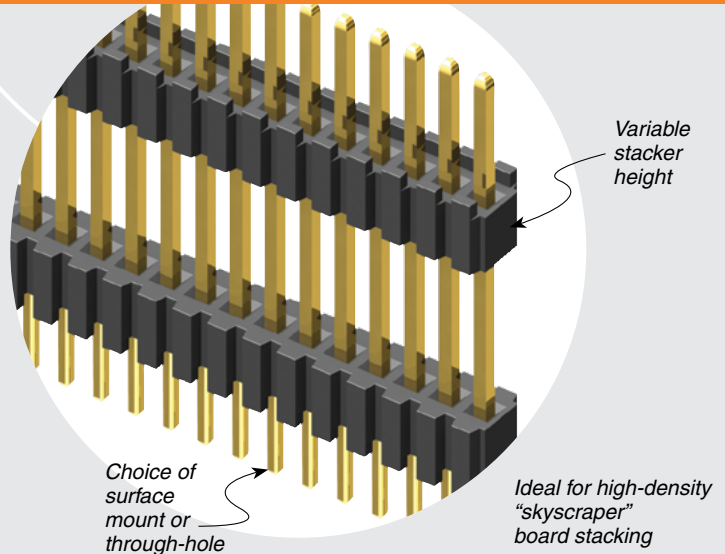
Yes

**SMT Lead Coplanarity:**

(0.15 mm) .006" max

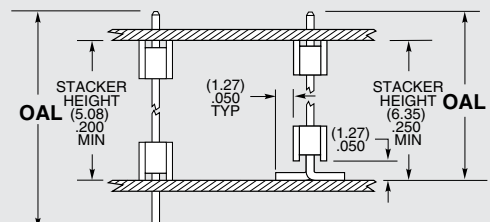
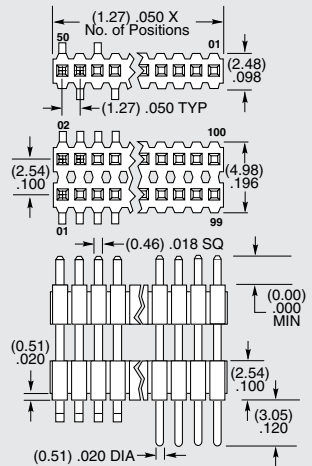
## RECOGNITIONS

For complete scope of recognitions see [www.samtec.com/quality](http://www.samtec.com/quality)



TYPE STRIP	NO. PINS PER ROW	LEAD STYLE	PLATING OPTION	ROW OPTION	STACKER HEIGHT	OTHER OPTION
	<b>01</b> thru <b>50</b>	Specify <b>LEAD STYLE</b> from chart	<b>-L</b> = 10 μ" (0.25 μm) Gold contact, Matte Tin on tail  <b>-G</b> = 10 μ" (0.25 μm) Gold on post, Gold flash on tail	<b>-S</b> = Single Row  <b>-D</b> = Double Row	<b>"XXX"</b> = Stacker Height Example: -250 = (6.35 mm) .250"	<b>"XXX"</b> = Polarized Position (Specify position of omitted pin)  <b>-SM</b> = Surface Mount (Requires HDWM. 02 thru 40 positions only.)  <b>-A</b> = Alignment Pin (Requires HDWM. 6 positions min -D only.) Metal or plastic at Samtec discretion (N/A with -LC)  <b>-LC</b> = Locking Clip (Requires HDWM. 5 positions min. -D only) (N/A with -A) (Manual placement required)  <b>-P</b> = Pick & Place Pad (Requires HDWM)

LEAD STYLE	OAL	
	THROUGH-HOLE	SURFACE MOUNT
-01	(11.43) .450	(8.38) .330
-51	(10.41) .410	—
-52	(10.80) .425	—
-53	(12.83) .505	(9.78) .385
-54	(14.10) .555	(11.05) .435
-55	(15.49) .610	(12.45) .490
-56	(15.88) .625	(12.83) .505
-57	(16.51) .650	(13.46) .530
-58	(17.91) .705	(14.86) .585
-59	(19.18) .755	(15.62) .615
-60	(20.96) .825	—
-61	(26.67) 1.050	—



## ALSO AVAILABLE (MOQ Required)

- Other platings
- Contact Samtec.

**Note:** For added mechanical stability, Samtec recommends mechanical board spacers be used in applications with gold or selective gold plated connectors. Contact [ipg@samtec.com](mailto:ipg@samtec.com) for more information.

**Note:** This Series is non-standard, non-returnable.