

**E-Series Surface Mount Mixer**  
5 – 1000 MHz

**ELCM-2**  
**V5**

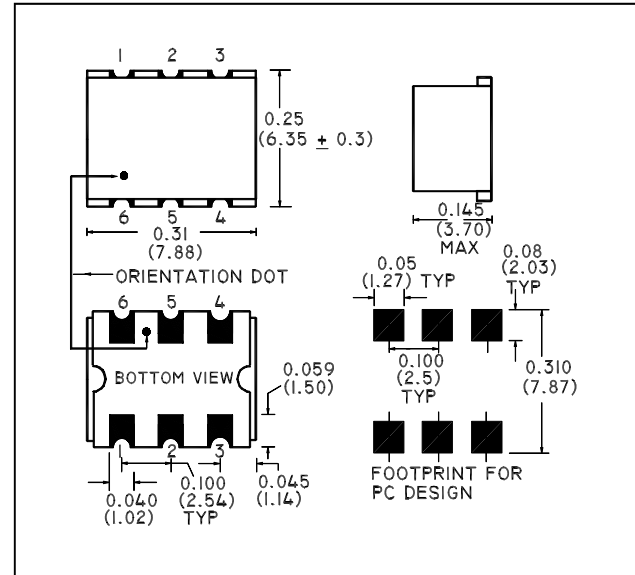
**Features**

- LO Power +7 dBm
- Up to +1 dBm RF
- Low Profile
- Surface Mount
- Tape and reel packaging available

**Description**

M/A-COM's ELCM-2 is a Low Cost, Broadband, high performance Double Balanced Mixer designed for use in high volume wireless applications. The device has been optimised by careful selection of the Schottky Diode and Balun Transformer for excellent performance. ELCM-2 is available in an SM-89 surface mount package and reflows using standard soldering reflow profiles. Parts are packaged in tape & reel.

**SM - 89 Package**



**Electrical Specifications:  $T_A = 25^\circ\text{C}$ ,  $Z_0 = 50\Omega$ <sup>1</sup>, LO = +7 dBm**

Parameter	Test Conditions	Frequency	Units	Min	Typ	Max
RF Frequency	—	5 - 1000	MHz	—	—	—
LO Frequency	—	5 - 1000	MHz	—	—	—
IF Frequency	—	DC - 1000	MHz	—	—	—
Conversion Loss	—	10 - 500 5 - 1000	dB dB	— —	6.5 7.0	8.0 9.5
Isolation	LO to RF	5 - 50 50 - 500 500 - 1000	dB dB dB	40 20 18	60 40 25	— — —
Isolation	LO to IF	5 - 50 50 - 500 500 - 1000	dB dB dB	30 20 12	55 30 20	— — —
Input 1 dB Compression	—	5 - 1000	dBm	—	—	1

**Ordering Information**

Part Number	Package
ELCM-2TR	Tape and Reel (900 piece Reel)

1

M/A-COM Inc. and its affiliates reserve the right to make changes to the product(s) or information contained herein without notice. M/A-COM makes no warranty, representation or guarantee regarding the suitability of its products for any particular purpose, nor does M/A-COM assume any liability whatsoever arising out of the use or application of any product(s) or information.

• **North America** Tel: 800.366.2266 / Fax: 978.366.2266  
 • **Europe** Tel: 44.1908.574.200 / Fax: 44.1908.574.300  
 • **Asia/Pacific** Tel: 81.44.844.8296 / Fax: 81.44.844.8298

Visit [www.macom.com](http://www.macom.com) for additional data sheets and product information.

### Pin Configuration

Pin No.	Function
1	LO
2	Ground
3	Ground
4	RF
5	IF
6	Ground

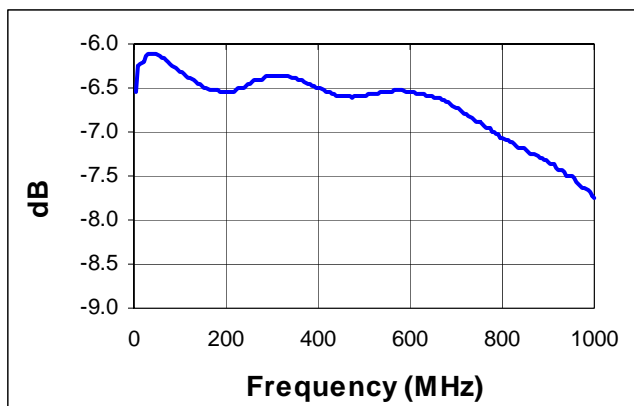
### Absolute Maximum Ratings <sup>1</sup>

Parameter	Absolute Maximum
RF Power	50 mW
Peak IF Current	40 mA
Operating Temperature	-55°C to +100°C
Storage Temperature	-55°C to +125°C
Pin Temperature (10 seconds)	+260°C

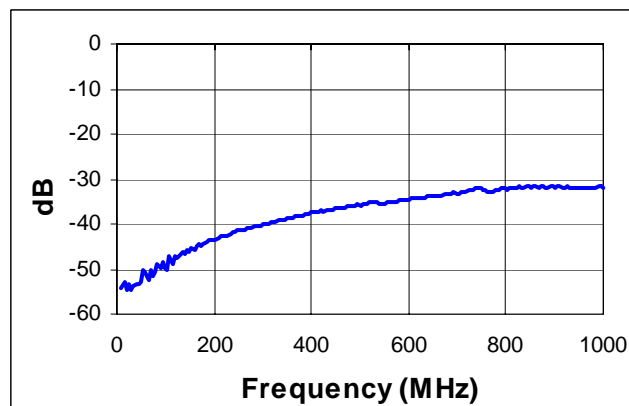
1. Operation of this device above any one of these parameters may cause permanent damage.

### Typical Performance Curves

#### Conversion Loss



#### LO - RF Isolation



#### LO - IF Isolation

