

“Stay Connected” with



Strain Relief Bushings

a PennEngineering® Company



## Heyco® Original Strain Relief Bushings

Straight-Thru for Round Cables

.875" (22,2 mm) to 1.187" (30,1 mm) Mounting Holes

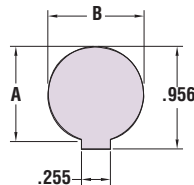
Fit 1/2" or 3/4" Electrical Knock-out Hole Sizes

- **Protects the lifeline of your electric/ electronic products** by absorbing the forces of pull, push, and twist that may be exerted on the flexible power cord.
- Securely anchors, insulates, and protects cables at panel entry points.
- Sizes SR 7-Series to SR 9-Series for mounting hole diameters from .875" (22,2 mm) to 1.187" (28,6 mm).
- Sizes for thin .062" (1,6 mm) panel available:  
SR 8N-2  
See chart for details.
- See page 4-38 for corresponding **Mounting Hole Plugs** which can be used to fill blank/unused Mounting Holes and thus allow for a single panel design for multiple applications.
- Consult Heyco for other wire types and sizes.
- See pages 4-27 & 4-28 for SR assembly tools.
- For Double D Mounting Hole Punches, see page 4-30.

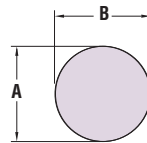
UL Type	WILL FIT THESE CABLES		PANEL DIMENSIONS						PART NO.	DESCRIPTION	PART DIM.		Mounting Hole Plug PART NO.
	AWG/ Conductors	Approximate Size	A Mounting Hole Dia.		B To Prevent Rotation		Finished Fit Panel Thickness*				C BODY LENGTH		
		in.   mm.	in.   mm.	in.   mm.	in.   mm.	in.   mm.	in.   mm.	Black		in.   mm.			
SJ, SJT & SJO	16/2	.325   8,3	.875   22,2	22,2	.770   19,6	.125   3,2	3,2	1240	SR 7K-2	.750   19,1	2509		
	18/3	.330   8,4											
	14/2	.350   8,9											
	16/3	.355   9,0											
	18/4	.360   9,1											
Same as SR 7K-2 above except			See Schematic				.125   3,2	1271	SR 7KR-2	.750   19,1	2509		
SJT	14/3	.370   9,4	.875   22,2	22,2	.770   19,6	.125   3,2	3,2	1247	SR 7W-2	.750   19,1	2509		
	12/3	.425   10,8											
S, SO, & ST	18/2	.390   9,9	.875   22,2	22,2	.770   19,6	.125   3,2	3,2	1247	SR 7W-2	.750   19,1	2509		
	18/3	.405   10,3											
	16/2	.405   10,3											
	16/3	.430   10,9											
Same as SR 7W-2 above except							.200   5,1	1250	SR 7L-2	.750   19,1	consult Heyco		
SJT	12/3	.425- .475   10,8- 12,1	.875   22,2	.840   21,3	.125   3,2	1497	SR 31-2	.812   20,6	2509				
S & ST	14/2	.530   13,5	.875   22,2	22,2	.840   21,3	.062   1,6	1,6	1254	SR 8N-2	.828   21,0	2509		
	14/3	.560   14,2											
	12/2	.600   15,3											
Same as SR 8N-2 above except							.125   3,2 .187   4,8	1260 1274	SR 8P-2 SR 8L-1	.812   20,6 .812   20,6	2509 consult Heyco		
S	12/2	.600   15,2	1.093   27,7	1.000	25,4	.281   7,1	7,1	1287	SR 9P-2	1.000   25,4	2717		
	12/3	.635   16,1	1.093   27,7										
	10/2	.640   16,3	1.093   27,7										
S, SO & ST	10/3	.690   17,5	1.187   30,2	1.000	25,4	.281   7,1	7,1	1287	SR 9P-2	1.000   25,4	2717		
	SRDT	10/4											

Standard color black. Consult Heyco for white and other colors.

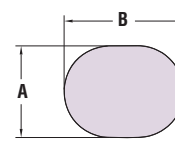
\*Maximum Panel Thickness. Part has additional clearance. Consult Heyco for your Custom Finished Fit Panel Thickness.



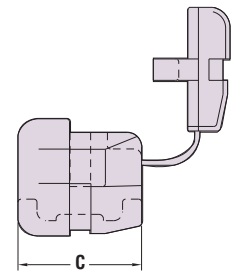
FOR SR-7KR-2 ONLY



STANDARD MOUNTING HOLES



ELONGATED MOUNTING HOLE



Quick Specs

Material	Nylon 6/6
Certifications	Recognized under the Component Program of Underwriters' Laboratories File E15331 Certified by the Canadian Standards Association File 8919
Flammability Rating	94V-2
Temperature Range	-.04°F (-18°C) to 221°F (105°C)