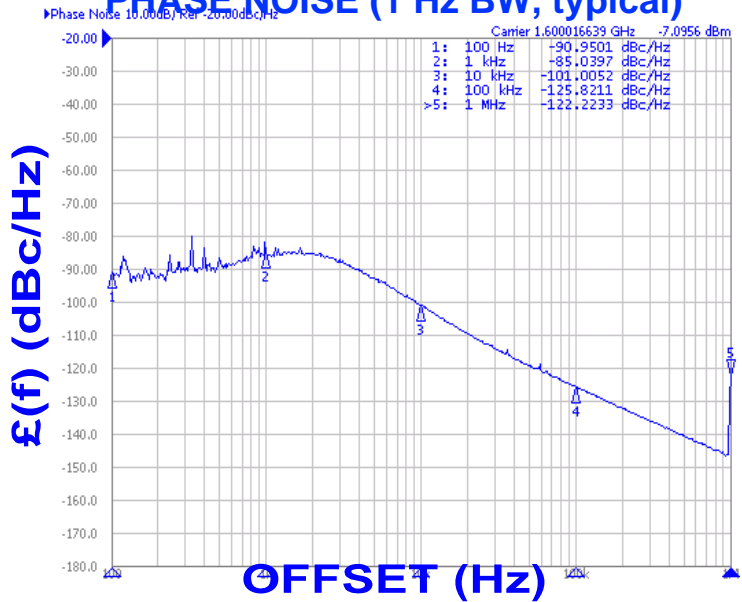


PHASE NOISE (1 Hz BW, typical)



FEATURES

- Frequency Range: 1500 - 1600 MHz
- Step Size: 1000 KHz
- CPLL - Style Package

APPLICATIONS

- Satellite Communication Systems
- Point-to-Point Microwave Radio
-

PERFORMANCE SPECIFICATIONS

PERFORMANCE SPECIFICATIONS	VALUE	UNITS
Frequency Range	1500 - 1600	MHz
Phase Noise @ 10 kHz offset (1 Hz BW, typ.)	-101	dBc/Hz
Harmonic Suppression (2nd, typ.)	-15	dBc
Sideband Spurs (typ.)	-70	dBc
Power Output	1.5±2.5	dBm
Load Impedance	50	Ω
Step Size	1000	KHz
Charge Pump Output Current	1250	μA
Switching Speed (typ., adjacent channel)	3	mSec
Startup Lock Time (typ.)	2	mSec
Operating Temperature Range	-40 to 85	°C
Package Style	CPLL	

POWER SUPPLY REQUIREMENTS

Supply Voltage (Vcc, nom.)	5	Vdc
Supply Current (Icc, typ.)	30	mA

All specifications are typical unless otherwise noted and subject to change without notice.

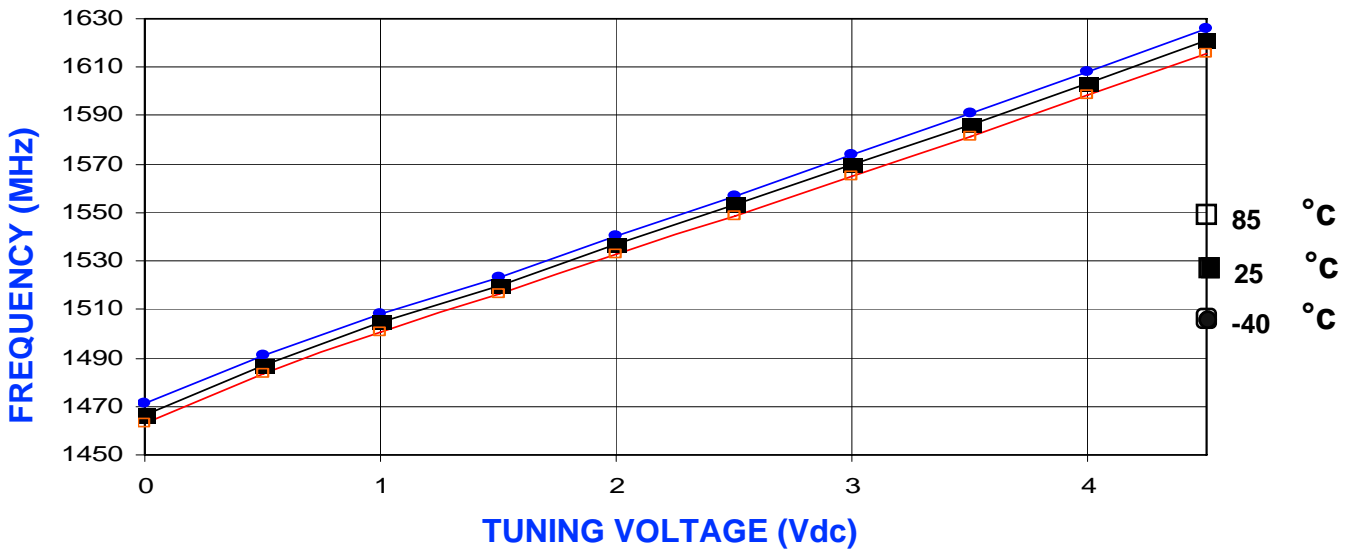
APPLICATION NOTES

- AN-107 : How to Solder Z-COMM VCOs / PLLs
- AN-202 : PLL Functional Description

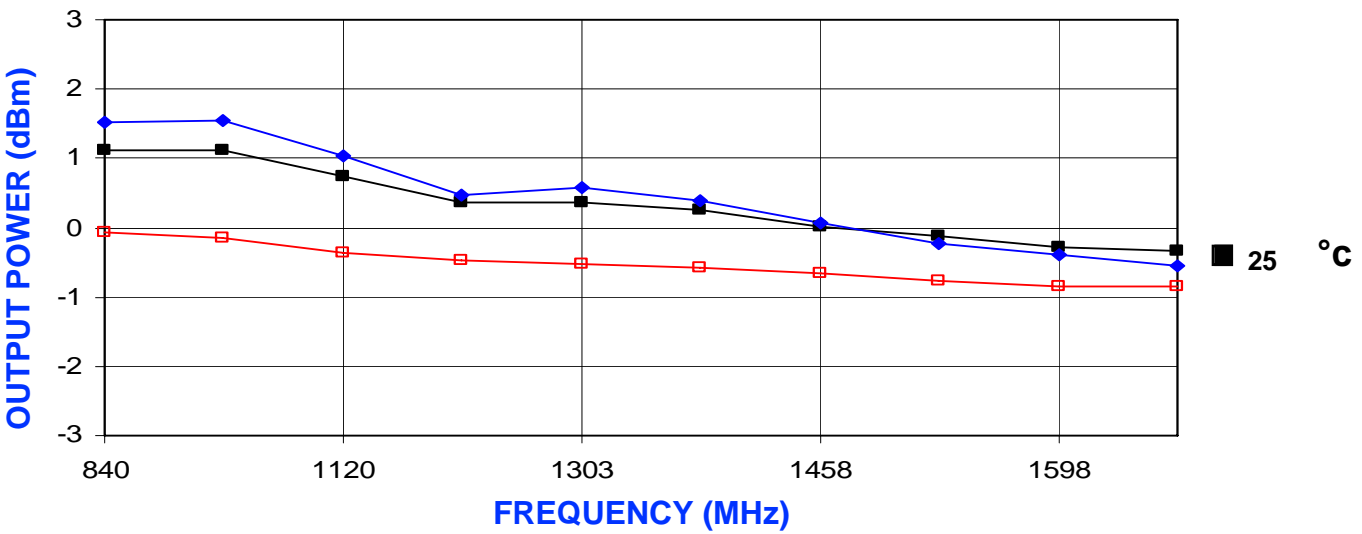
NOTES:

Reference Oscillator Signal: $5 \text{ MHz} < f_{\text{osc}} < 100 \text{ MHz}$
Frequency Synthesizer: Analog Devices - ADF4113

VCO TUNING CURVE, typ.



VCO POWER CURVE, typ.



PHYSICAL DIMENSIONS

