

PLEASE CHECK WWW.MOLEX.COM FOR LATEST PART INFORMATION

Part Number: [0190180022](#)
Status: **Active**
Description: VibraKrimp™ Quick Disconnect, Female, for 12-14 (3.30-2.00) Wire, Box, Tab 4.75mm (.187") x 0.81mm (.032")

Documents:

[Drawing \(PDF\)](#) [RoHS Certificate of Compliance \(PDF\)](#)

Agency Certification

CSA LR18689
 UL E79133

General

Product Family Quick Disconnects
 Series [19018](#)
 Comments Butted Seam
 Crimp Quality Equipment Yes
 Product Name VibraKrimp™
 Type Quick Disconnect

Physical

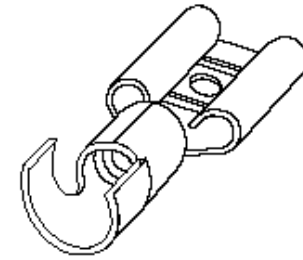
Barrel Type Closed
 Gender Female
 Glow-Wire Compliant No
 Insulation None
 Lock to Mating Part None
 Material - Metal Brass
 Orientation Straight
 Packaging Type Bag
 Polarized to Mating Part No
 Tab Thickness 0.81mm (.032")
 Tab Width 4.75mm (.187")
 Temperature Range - Operating Per Wire Specification
 Wire Insulation Diameter 2.50-4.40mm (.100-.175")
 Wire Size AWG 12, 14
 Wire Size mm² 2.00 - 3.30

Electrical

Voltage - Maximum Per Wire Specification

Material Info

Old Part Number P-4175-032



*Series
 image - Reference only*

EU RoHS

**ELV and RoHS
 Compliant**
**REACH SVHC
 Contains SVHC: No**
**Halogen-Free
 Status**

China RoHS



**Need more information on product
 environmental compliance?**

Email productcompliance@molex.com
 For a multiple part number RoHS Certificate of Compliance, [click here](#)

Please visit the [Contact Us](#) section for any non-product compliance questions.

Search Parts in this Series

[19018Series](#)

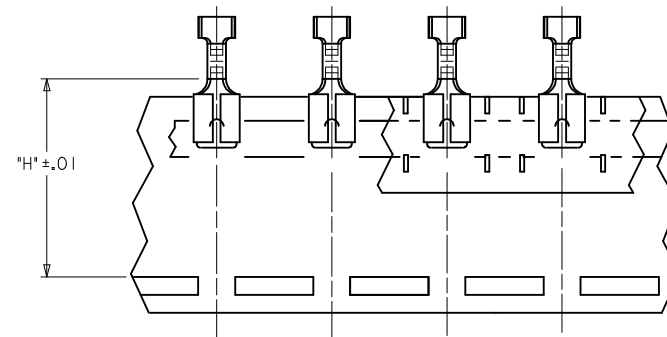
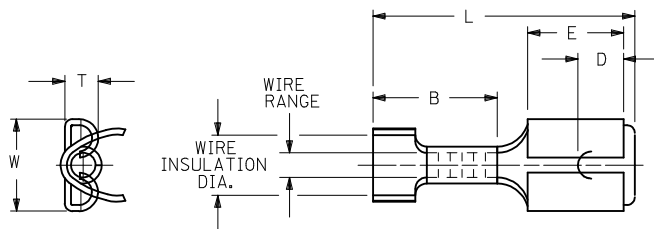
Application Tooling | [FAQ](#)

Tooling specifications and manuals are found by selecting the products below. Crimp Height Specifications are then contained in the Application Tooling Specification document.

Global

Description	Product #
RHT Hand Crimp Tool for VibraKrimp™ Female Non-Insulated Standard Quick Disconnects 12-16 AWG	0640037300
Air Powered Crimp Tool Head	0640077300

13	12	11	10	9	8	7	6	5	4	3	2	1		
MATERIAL NO. LOOSE PIECE	ENGINEERING P/N LOOSE PIECE	MATERIAL NO. TAPE MOUNTED	ENGINEERING P/N TAPE MOUNTED	WIRE RANGE AWG	FITS TAB SIZE	STOCK THICK.	L ±.032	B ±.016	W ±.016	D ±.01	T ±.016	E ±.016	H NOMINAL	WIRE INSULATION DIAMETER REF.
190180044	M-4172	190180047	M-4172T	26-24	.187x.020 (4.75x0.51)	.016 (0.41)	.660 (16.76)	.315 (8.00)	.231 (5.87)	.12 (3.0)	.088 (2.24)	.250 (6.35)	.98 (24.9)	.040-.095 (1.02-2.41)
190180001	AA-4173	190180004	AA-4173T	22-18	.187x.020 (4.75x0.51)	.016 (0.41)	.692 (17.58)	.350 (8.89)	.231 (5.87)	.12 (3.0)	.088 (2.24)	.250 (6.35)	.98 (24.9)	.060-.125 (1.52-3.18)
190180011	BB-4174	190180013	BB-4174T	16-14	.187x.020 (4.75x0.51)	.016 (0.41)	.692 (17.58)	.350 (8.89)	.231 (5.87)	.12 (3.0)	.088 (2.24)	.250 (6.35)	.98 (24.9)	.085-.145 (2.16-3.68)
190180021	P-4175	190180055	P-4175T	14-12	.187x.020 (4.75x0.51)	.016 (0.41)	.692 (17.58)	.350 (8.89)	.231 (5.87)	.12 (3.0)	.088 (2.24)	.250 (6.35)	.98 (24.9)	.100-.175 (2.54-4.45)
190180045	M-4172-032	190180046	M-4172-032T	26-24	.187x.032 (4.75x0.81)	.016 (0.41)	.660 (16.76)	.315 (8.00)	.231 (5.87)	.12 (3.0)	.094 (2.39)	.250 (6.35)	.98 (24.9)	.040-.095 (1.02-2.41)
190180002	AA-4173-032	190180003	AA-4173-032T	22-18	.187x.032 (4.75x0.81)	.016 (0.41)	.692 (17.58)	.350 (8.89)	.231 (5.87)	.12 (3.0)	.094 (2.39)	.250 (6.35)	.98 (24.9)	.060-.125 (1.52-3.18)
190180012	BB-4174-032	190180036	BB-4174-032T	16-14	.187x.032 (4.75x0.81)	.016 (0.41)	.692 (17.58)	.350 (8.89)	.231 (5.87)	.12 (3.0)	.094 (2.39)	.250 (6.35)	.98 (24.9)	.085-.145 (2.16-3.68)
190180022	P-4175-032	190180023	P-4175-032T	14-12	.187x.032 (4.75x0.81)	.016 (0.41)	.692 (17.58)	.350 (8.89)	.231 (5.87)	.12 (3.0)	.094 (2.39)	.250 (6.35)	.98 (24.9)	.100-.175 (2.54-4.45)



Ⓐ TAPE-MOUNTED PARTS

SALES DRAWING

NOTES

1. MATERIAL: BRASS
2. PLATING: TIN
3. STYLE OF PART IS "VIBRAKRIMP" WITH CLOSED ELECTRICAL BARREL AND OPEN VIBRATION SUPPORT.
- Ⓐ 4. PART IS ROHS COMPLIANT.

CORRECT DIMS MARKED EC NO: MNA2009-0212 DRWNG: THRODAHL 2008/10/07 CHKD: JMACNEIL 2008/10/07 APPR: JMACNEIL 2008/10/08	QUALITY SYMBOLS ▽=0 ▽=0	GENERAL TOLERANCES (UNLESS SPECIFIED) <table border="1"> <tr> <th></th> <th>mm</th> <th>INCH</th> </tr> <tr> <td>4 PLACES</td> <td>± ---</td> <td>± ---</td> </tr> <tr> <td>3 PLACES</td> <td>± ---</td> <td>± ---</td> </tr> <tr> <td>2 PLACES</td> <td>± ---</td> <td>± ---</td> </tr> <tr> <td>1 PLACE</td> <td>± ---</td> <td>± ---</td> </tr> </table>		mm	INCH	4 PLACES	± ---	± ---	3 PLACES	± ---	± ---	2 PLACES	± ---	± ---	1 PLACE	± ---	± ---	DIMENSION STYLE IN/MM Ⓐ	SCALE ---	DESIGN UNITS INCH	THIRD ANGLE PROJECTION
		mm	INCH																		
	4 PLACES	± ---	± ---																		
	3 PLACES	± ---	± ---																		
2 PLACES	± ---	± ---																			
1 PLACE	± ---	± ---																			
DRAFT WHERE APPLICABLE MUST REMAIN WITHIN DIMENSIONS	MATERIAL NO. SEE CHART	DRAWN BY EMF	DATE 1992/08/21	TITLE QUICK DISCONNECT, VIBRAKRIMP, .187 TAB CLOSED ELEC/OPEN STRAIN	MOLEX INCORPORATED	SHEET NO. 1 OF 1															
REV A	DESCRIPTION	APPROVED BY	DATE	DOCUMENT NO. SD-19018-001 Ⓐ	THIS DRAWING CONTAINS INFORMATION THAT IS PROPRIETARY TO MOLEX INCORPORATED AND SHOULD NOT BE USED WITHOUT WRITTEN PERMISSION																