

AM-153

Low Noise Amplifier, 12 dB Gain,
300 - 1800 MHz

Rev. V3

Features

- 1.9 dB Typical Midband Noise Figure
- +7.5 dBm Typical Midband Output Power
- +19 dBm Typical Midband Third Order Intercept

Description

M/A-COM's AM-153 is a coupler feedback amplifier with low noise figure. The use of coupler feedback minimizes noise figure and current in a high intercept amplifier. This amplifier is packaged in a TO-8 package. This unique design features low noise figure over a wide bandwidth. AM-153 is ideally suited for use where a low noise, wideband, high reliability amplifier is required.

Absolute Maximum Ratings ¹

Parameter	Absolute Maximum
Max. Input Power	+10 dBm
Vbias	+15.75 V
Operating Temperature	-55°C to +85°C
Storage Temperature	-65°C to +125°C

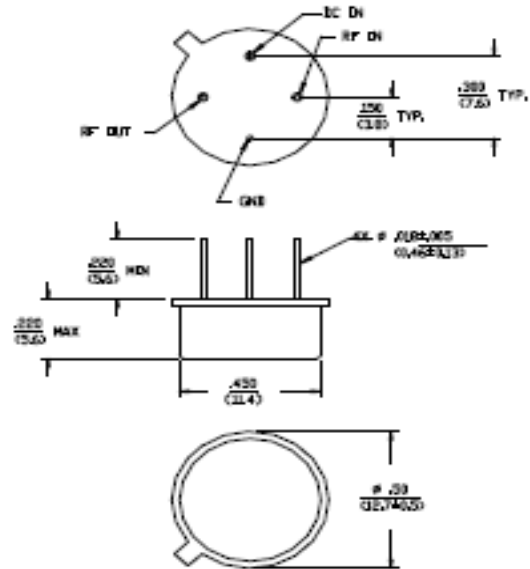
1. Operation of this device above any one of these parameters may cause permanent damage.

Electrical Specifications: ² T_A = -55°C to +85°C Case Temperature

Parameter	Test Conditions	Frequency	Units	Min.	Typ.	Max.
Gain	@+25°C	600 MHz	dB	11.9	12.4	12.9
Frequency Response	—	300 - 1800 MHz	dB	—	—	±1.2
Gain Variation with Temperature	—	300 - 1800 MHz	dB	—	—	+0.5, -0.7
1 dB Compression	Output Power	300 - 1800 MHz	dBm	+6	—	—
Noise Figure	—	300 - 1800 MHz 1500 - 1800 MHz	dB dB	— —	— —	3.0 3.5
Reverse Transmission	—	300 - 1800 MHz	dB	—	-14	-12
VSWR Input	—	300 - 1800 MHz 1500 - 1800 MHz	Ratio Ratio	— —	— —	2.5:1 3.3:1
VSWR Output	—	300 - 400 MHz 400 - 1500 MHz 1500 - 1800 MHz	Ratio Ratio Ratio	— — —	— — —	3.5:1 3.0:1 2.5:1
Output IP ₂	Two-Tone inputs up to -5 dBm	300 - 1800 MHz	dBm	+22	—	—
Output IP ₃	Two-Tone inputs up to -5 dBm	300 - 1000 MHz 1000 - 1800 MHz	dBm dBm	+17 +15	— —	— —
Vbias	—	—	VDC	+14.5	+15.0	+15.5
Ibias	Vbias = +15.0 VDC	—	mA	—	13	15
Power Dissipation	@ +15 V Bias	—	mW	—	200	—

2. All specifications apply when operated at +15 VDC, with 50 ohms source and load impedance.

TO-8-1



Dimensions in 0 are in mm
Unless Otherwise Noted, DEC = 25.400 (DEC = 25.400)
DEC = 40.000 (DEC = 40.000)
WEIGHT (APPROX) 0.10 OUNCES 2.8 GRAMS

ADVANCED: Data Sheets contain information regarding a product M/A-COM Technology Solutions is considering for development. Performance is based on target specifications, simulated results, and/or prototype measurements. Commitment to develop is not guaranteed.

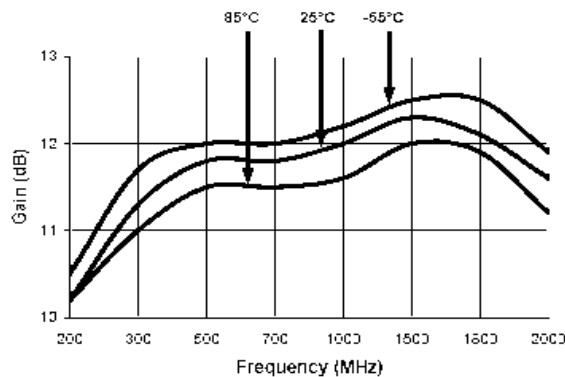
PRELIMINARY: Data Sheets contain information regarding a product M/A-COM Technology Solutions has under development. Performance is based on engineering tests. Specifications are typical. Mechanical outline has been fixed. Engineering samples and/or test data may be available. Commitment to produce in volume is not guaranteed.

• **North America** Tel: 800.366.2266 • **Europe** Tel: +353.21.244.6400
• **India** Tel: +91.80.4155721 • **China** Tel: +86.21.2407.1588
Visit www.macomtech.com for additional data sheets and product information.

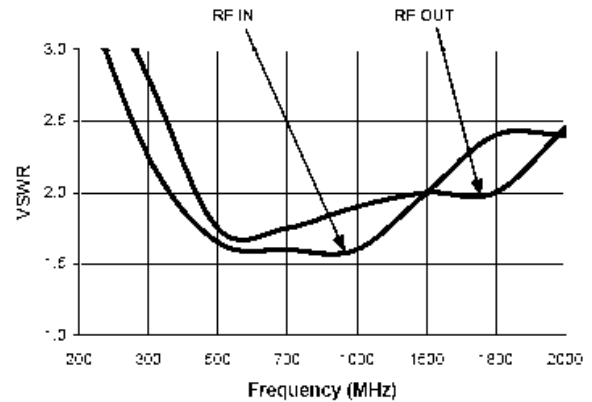
M/A-COM Technology Solutions Inc. and its affiliates reserve the right to make changes to the product(s) or information contained herein without notice.

Typical Performance Curves

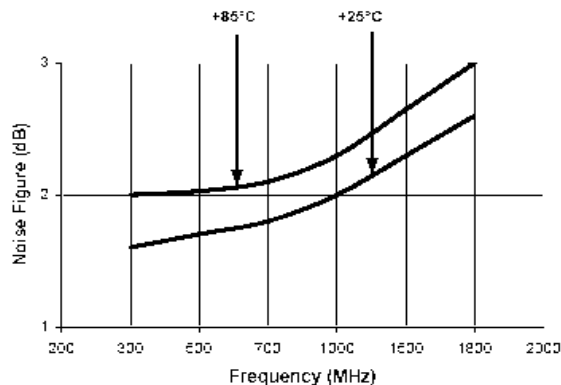
Gain vs. Frequency



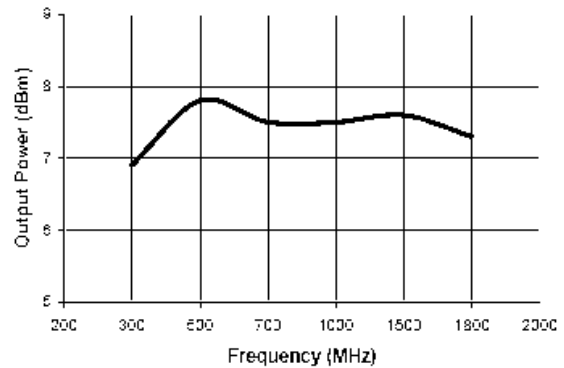
VSWR vs. Frequency



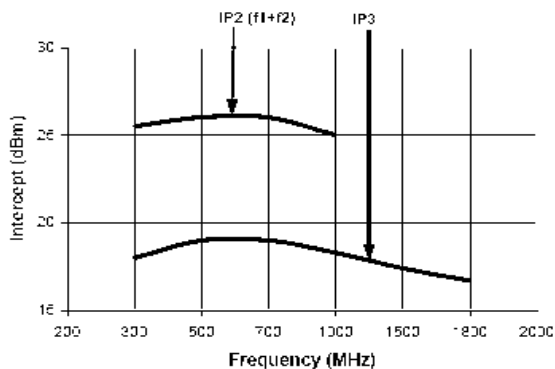
Noise Figure



1 dB Compression



Intermodulation Intercept



Ordering Information

Part Number	Package
AM-153 PIN ³	TO-8-1

3. Mounting kit part number AU00071 required for PCB applications.