



RL-1608

SMD POWER INDUCTORS

DESCRIPTION

- SMD Power Inductor

ENVIRONMENTAL DATA

- Storage temperature range: -55°C to +130°C
- Operating temperature range: -40°C to +130°C

PACKAGING INFORMATION

- Packaging information: pg. 489

FEATURES & APPLICATIONS

- Small package with a footprint of 0.26" X 0.175"
- Low-cost, high-energy storage and low resistance make it ideal for communications, computer and converter applications
- Specifically designed with a flat top for reliable pick and place operations
- Available in 19 values with inductance ratings from 1.0 μ H to 1.0 mH and currents up to 2.9 A

Verify operation with sample in actual circuit. Order samples at www.rencousa.com.

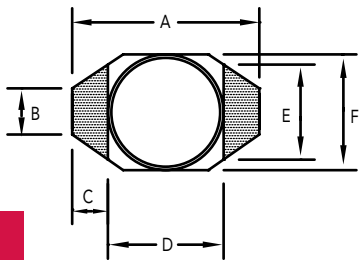
MECHANICAL DIMENSIONS

U.S. Standard (mm)

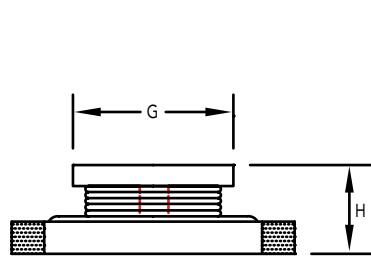
PART NUMBER	A (MAX.)	B	C	D	E	F (MAX.)
RL-1608	0.260 (6.60)	0.050 (1.27)	0.040 (1.02)	0.170 (4.32)	0.120 (3.05)	0.175 (4.45)
	G	H (MAX.)	I (REF.)	J (REF.)	K (REF.)	L (REF.)
	0.155 (3.94)	0.155 (3.94)	0.140 (3.56)	0.160 (4.06)	0.270 (6.86)	0.055 (1.40)

PART NUMBER	PART WEIGHT
RL-1608	0.25g (0.009oz)

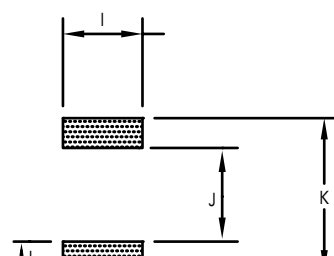
TOP VIEW



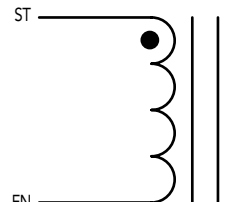
SIDE VIEW



RECOMMENDED LAND PATTERN



SCHEMATIC



RL-1608

Renco Part No. RL-1608	Inductance (μ H)	DCR Max. (Ohms)	Isat (A)	Irms (A)	SRF Typ. (MHz)
RL-1608-1.0	1.0	0.05	2.90	2.90	130.0
RL-1608-1.5	1.5	0.05	2.60	2.80	115.0
RL-1608-2.2	2.2	0.07	2.30	2.40	90.0
RL-1608-3.3	3.3	0.08	2.00	2.00	70.0
RL-1608-4.7	4.7	0.09	1.50	1.50	50.0
RL-1608-6.8	6.8	0.13	1.20	1.40	45.0
RL-1608-10	10.0	0.16	1.10	1.10	35.0
RL-1608-15	15.0	0.23	0.90	1.20	30.0
RL-1608-22	22.0	0.37	0.70	0.80	20.0
RL-1608-33	33.0	0.51	0.58	0.60	15.0
RL-1608-47	47.0	0.64	0.50	0.50	14.0
RL-1608-68	68.0	0.86	0.40	0.40	11.0
RL-1608-100	100.0	1.27	0.31	0.30	9.0
RL-1608-150	150.0	2.00	0.27	0.25	6.0
RL-1608-220	220.0	3.11	0.22	0.20	5.5
RL-1608-330	330.0	3.80	0.18	0.16	5.0
RL-1608-470	470.0	5.06	0.16	0.15	4.0
RL-1608-680	680.0	9.20	0.14	0.12	3.0
RL-1608-1000	1000.0	13.80	0.10	0.07	2.0

NOTES:

1. INDUCTANCE \pm 20% TESTED AT 100 kHz, 0.1 Vrms
2. ELECTRICAL SPECIFICATIONS MEASURED AT 25°C
3. Isat - DC CURRENT THAT WILL CAUSE INDUCTANCE TO DROP BY 10%
4. Irms - CURRENT THAT CAUSES THE TEMPERATURE TO RISE APPROX. 40°C ABOVE AMBIENT OF 25°C



RENCO ELECTRONICS INC.

595 International Place, Rockledge, FL 32955-4200 USA • www.rencousa.com • ISO 9001 Certified
Toll Free Engineering Hot Line: 800.645.5828 • P: 321.637.1000 • F: 321.637.1600

