



S3 Series Control Panel

by Honeywell

Description

The Gamewell-FCI, S3 Series Intelligent Fire Alarm Control Panel provides the latest innovative high-end processing power. The S3 Series is a digital, microprocessor-based system that offers a simple, intuitive solution for the small to mid-sized fire alarm applications.

In standalone or network configurations, the S3 Series complies with most fire alarm application requirements. It supports either of the following types of networks.

- Up to 64 nodes using the 7100 Series panel.
- Up to 122 nodes using the S3 Series or E3 Series® panels.

Use either twisted-pair wire or fiber-optic to network panels at a high-speed 625K baud ARCNET network bus.

With flexible Boolean logic, intelligent detection, and Ethernet connectivity, this system provides power and versatility that surpasses comparable, small addressable fire alarm systems.

The basic S3 Series consists of an SLP (Smart Loop Panel) main board, LCD-SLP touchscreen display, SLC loop personality modules, and 7 amp power supply. The SLP provides either one or two SLC loops in Class A or B configuration that supports either of the following protocols:

- Up to 318 devices per loop using the System Sensor® protocol. If you add a second loop module, it increases the maximum device count to 636 devices.
- Up to 126 devices per loop using the Apollo protocol. If you add a second loop module, it increases the maximum device count to 252 devices.

Four Class B or two Class A NACs can be wired and synchronized using the System Sensor, Cooper-Wheelock, or Gentex strobes. To retrofit the SLP on the existing audible/visual appliances, the on-board Electronic EOL (EOL) automatically adjusts to the EOL resistor in the field.

A 4.3" (10.92 cm) color touchscreen display screen shows the following:

- Events on the system
- Status of analog addressable devices
- Complete diagnostic fault codes/messages
- Five programmable function buttons with LED status for accessibility to the following functions:
 - Disable/Enable
 - Bypass Output
 - Lamp Test
 - Trouble Acknowledge
 - Alarm Acknowledge
 - Custom-defined

E3 Series®, System Sensor®, and FocalPoint® are registered trademarks of Honeywell International Inc.

UL® is a registered trademark of Underwriters Laboratories Inc.

Small Addressable Fire Alarm Control Panel



S3 Series

Features

- Listed per ANSI/UL® Standard 864 9th Edition.
- IBC Seismic Certified.
- Allows one SLC loop (expandable to two loops) that supports either System Sensor or Apollo devices in Class A or Class B (Style 4, 6 or 7).
- System Sensor supports up to 318 intelligent devices and each SLC loop supports the following.
 - up to 159 detectors.
 - up to 159 modules (expandable to 636 maximum per panel).
- Apollo supports up to 126 intelligent detectors and modules per SLC. (Expandable to 252 maximum per panel).
- Includes a high resolution (4.3") (10.92 cm) color touchscreen display.
- Supports a network system of up to 122 nodes (includes E3 Series® panels) or up to 64 nodes (includes 7100 Series).
- Provides 7.0 amp power supply (120VAC or 240VAC).
- Includes four Class B or two Class A built-in Notification Appliance Circuits (NAC). Provides selectable System Sensor, Cooper-Wheelock, or Gentex strobe synchronization.
- Supports up to 32 serial annunciators (LCD, LED-only, LED Switch).

SIGNALING



MEA
FDNY:



City of
Chicago
Approved



THE VMC GROUP
Reference Certificate
of Compliance
VMA-45894-02C



GAMEWELL-FCI

12 Clintonville Road, Northford, CT 06472-1610 USA • Tel: (203) 484-7161 • Fax: (203) 484-7118

Specifications are for information only, are not intended for installation purposes, and are subject to change without notice. No responsibility is assumed by Gamewell-FCI for their use.

Application

The S3 Series Fire Alarm and Life Safety System is an easy-to-use intelligent fire alarm solution designed for the small to mid-sized buildings. Analog technology delivers the benefits of a simple system installation, while a user-friendly interface makes panel operation and system maintenance quick and intuitive.

Smart Panel Programming

Using Boolean logic programming, the installer may customize the system to precisely suit the needs of the building owner. Auto-programming allows the installer to instantly locate all the devices on the SLC loop.

Simple, Intuitive Display

The front panel display provides a user-friendly interface for the operator's control. A 4.3" (10.922 cm) color touch-screen displays system status, event details and service modes. On the front of the panel, six LEDs show the following conditions.

- Fire
- Silenced
- Hazard (Gas or CO)
- AC Power
- Supervisory
- Trouble

Five custom programmable switches allow the user quick access to common functions specific to the building like device disable, output bypass and device status.

Perfect for Retrofits

The S3 Series is well-suited for retrofit applications. The SLP provides a simple way to upgrade your fire protection system. It is designed to be an upgrade solution for the legacy FCI 7100 and Gamewell 602 Series panels. An added feature is the SLP's EEOL. Using EEOL, the installers can automatically identify the EOL for existing audible/visual appliances.

Flexibility for Future Growth

The S3 Series can be expanded to add a second SLC loop without replacing the entire system. Using the RPT-E3-UTP Network Repeater, you can network up to 64 nodes (122 nodes with the ANX node expander) using either twisted-pair or fiber-optic. The built-in Ethernet port allows the connection to the Gamewell-FCI's FocalPoint Graphical Workstation.

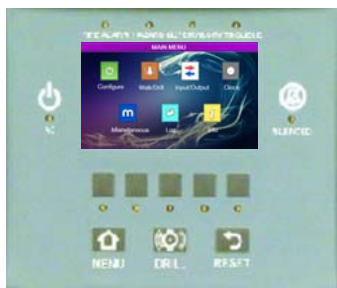


Figure 1 LCD-SLP Display

Features (Continued)

- Offers an Ethernet port for programming, a variety of system reports, and a FocalPoint[®] Graphic Workstation connectivity.
- Provides two fully-programmable Form-C contacts for Fire, Trouble, and Supervisory.
- TimeCap - Saves time and date up to 48 hours without any power or battery.
- Automatically adjusts to any NAC End-of-Line Resistor (EOL) value (1k-55k ohm) for legacy audible/visual appliances.
- Removable display can be used as a remote annunciator.
- Suitable for pre-action deluge applications.

Optional Accessories

DACT-E3 - Dialer

The Digital Alarm Communication Transmitter sends digital signals over telephone lines to the central station. It connects to the SLP through an RS-485 bus. Using the Contact ID format, the DACT-E3 provides a four-digit account code followed by the code/numbers listed below:

- Three-digit Event Code
- Two-digit Group Number
- Three-digit Contact Number

All codes are used to provide specific point identification. The DACT-E3 is compatible with digital alarm communicator receivers (DACRs) that receive the following signaling formats:

- Contact ID
- SIA
- 3+1
- 4+2

For more information, refer to the following data sheets:

DACT-E3 Data Sheet, P/N: 9020-0610

FML-E3/FSL-E3 Data Sheet, P/N: 9021-60783

RPT-E3-UTP - Network Repeater Card

The Network Repeater allows the SLP fire control panels to connect to the broadband network from remote locations. It connects to other networked units using unshielded, twisted-pair wiring. The RPT-E3-UTP is available with two add-on fiber modules:

- **FML-E3** connects to the network using either 62.5/125 micron multi-mode fiber.
- **FSL-E3** connects to the network using 9/125 micron single-mode fiber.

Refer to the RPT-E3-UTP Data Sheet, P/N: 9020-0609.

LCD-7100 - Remote Annunciator

The Remote serial display features an 80-character display. The LCD-7100 can be surface or flush-mounted on a standard 4-gang electrical box. You can use up to five LCD-7100 remote annunciators per SLP panel. For more information, refer to the LCD-7100 Data Sheet, P/N: 9020-0486.

ASM-16 - Addressable Switch/LED Module

There are 16 programmable switches available to perform any function the application requires. Each ASM-16 switch has 3 LEDs fully programmable in red, yellow, and green. These LEDs can be programmed to operate with a certain button press or operate independently as a status signal (e.g. ON, OFF, Activated, etc).

Up to 16 ASM-16 modules can be connected to the SLP panel. For more information, refer to the ASM-16 Data Sheet, P/N: 9020-0554.

ANU-48 - 48 LED Driver Unit

The ANU-48 provides output for eight remote panel switches and 48 remote LEDs for use in a remotely located UL[®] Listed annunciator enclosure. Up to 16 ANU-48 modules can be connected to the SLP panel. For more information, refer to the ANU-48 Data Sheet, P/N: 9020-0596.

GAMEWELL-FCI

Figure 2 illustrates the SLP-BB Cabinet Enclosure.

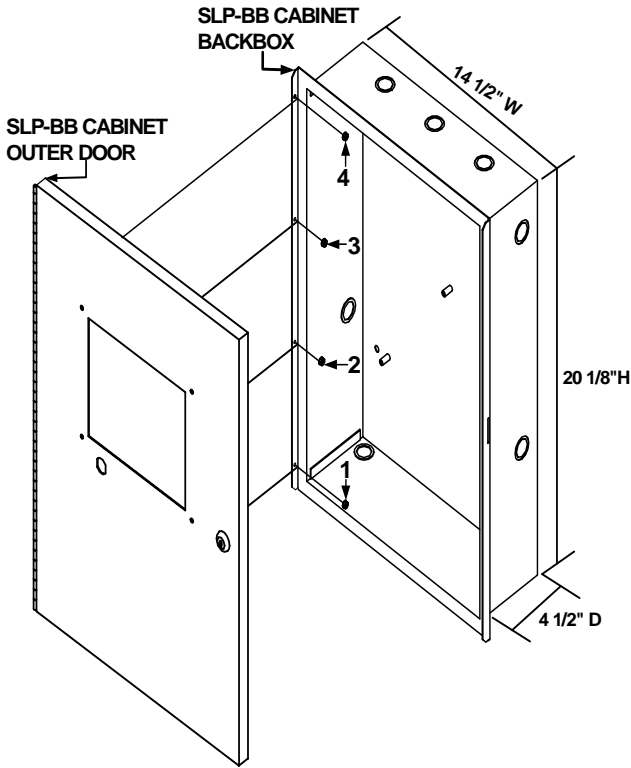


Figure 2 SLP Enclosure

Specifications

Device Loops	Up to two Class A or B, System Sensor units, each loop supporting up to 318 device addresses. Or- Apollo units, each loop supporting up to 126 device addresses per loop.
NAC circuits	4 Class B or 2 Class A (2.0 A each circuit), 6.0 A total
NAC Operating Voltage	24 VDC
NAC Minimum Voltage	19.5 VDC @ 20.4 V battery voltage
SLC Loop Circuit Operating Voltage	24 V peak-to-peak
Input Voltage	120 VAC, 60 Hz 240 VAC 50-60 Hz
Input Current	120 VAC, 2.75 amps max. 240 VAC, 1.4 amps max.
Aux Power (Resettable)	Two Auxiliary circuits, 24 VDC, 1.75 A Supervised, Class 2 Power-Limited (maximum current of 1.75 is shared between two circuits).
Aux Power (Non-Resettable)	
Base Panel Current draw	Standby: 0.111 amps Alarm: 0.243 amps
Operating Temperature	32°-120° F (0°-49° C)
Relative Humidity	93% (non-condensing)
Battery Charger Voltage	+24 VDC
Battery Charger Capacity	55 A/H batteries (cabinet accommodates 12 A/H batteries)
Alarm, Trouble & Supervisory Relay Contacts	Form-C, 2 amps @ 24VDC (resistive)
Cabinet Dimensions:	
SLP-BB Dimensions	14 1/2" W x 20 1/8" H x 4 1/2" D (36.83 W x 51.18 H x 11.43 D cm)
S3BB-RB Dimensions	19 3/8" W x 19 3/8" H x 4.5" D (49.22 W x 49.22 H x 11.43 D)

Supports up to 636 Velociti devices or 252 XP95 devices

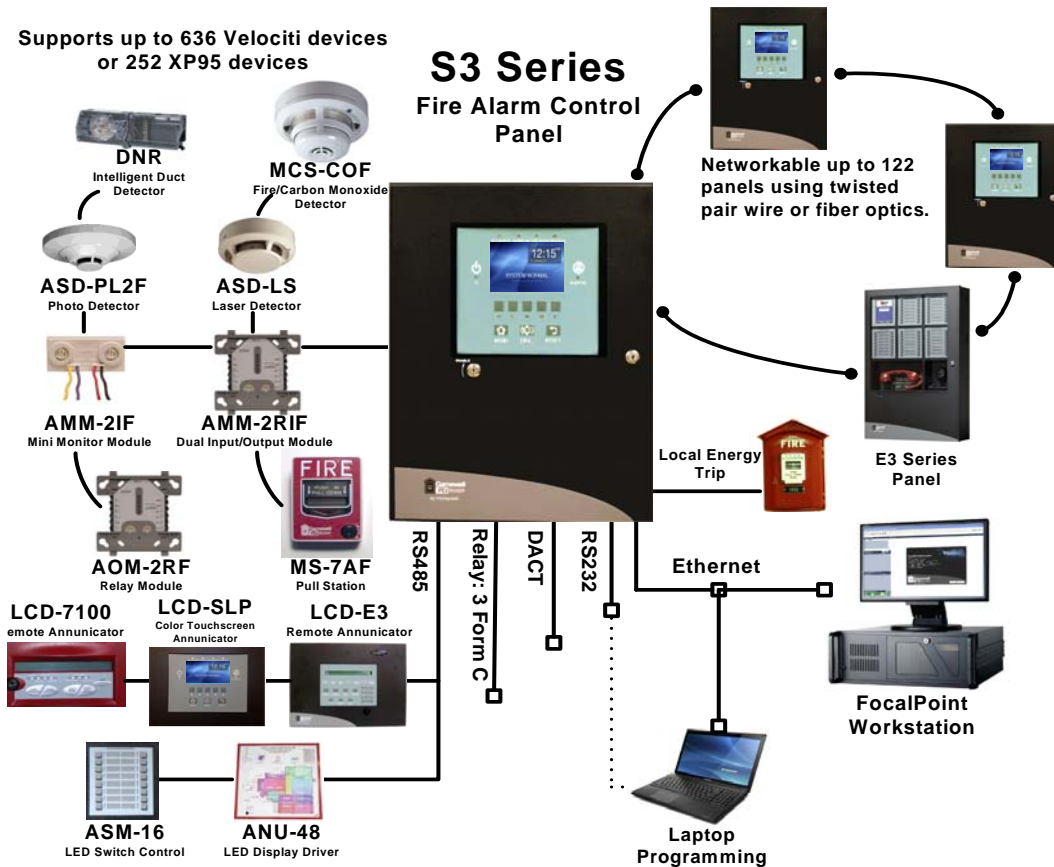


Figure 3 SLP Panel Configuration

GAMEWELL-FCI

12 Clintonville Road, Northford, CT 06472-1610 USA • Tel: (203) 484-7161 • Fax: (203) 484-7118

www.gamewell-fci.com

9021-60730 Rev. G page 3 of 4

Ordering Information

Part Number	Description
SLP-BLK	SLP addressable FACP in black SLP-BB enclosure. Requires either an SLC-PM or an SLC95-PM for SLC loops.
SLP-RED	SLP addressable FACP with red door and black SLP-BB backbox. Requires either an SLC-PM or an SLC95-PM for SLC loops.
SLP-RED-G	SLP addressable FACP 240VAC power supply with red door and black SLP-BB backbox. Requires either an SLC-PM or an SLC95-PM for SLC loops.
SLC-PM	System Sensor Loop Card - 1 loop used for 159 sensors and 159 modules. For use with the SLP-E3 panels only.
SLC95-PM	Apollo Loop Card-1 loop used for 126 sensors and modules. For use with the SLP-E3 panels only.

Ordering Information (Continued)

Part Number	Description
Accessories	
DACT-E3	Digital Dialer Communicator Transmitter for the S3 or E3 Series.
LCD-SLP	LCD Color Touchscreen display with five programmable switches. For use with the S3 Series panels. Remote annunciation requires the E3 Series A2 cabinet. (E3BB-BA2, E3BB-RA2)
RPT-E3-UTP	Network repeater card with twisted-pair fiber connections require either an FML-E3 or an FSL-E3 card.
FML-E3	Multi-mode fiber-optic card for one channel on the RPT-E3-UTP.
FSL-E3	Single-mode fiber-optic card for one channel on the RPT-E3-UTP.
SLP-RB	SLP motherboard For use with the replacement or the retrofit solutions.
FLPS-7-RB	SLP 120VAC 7A power supply. For use with the replacement or the retrofit solutions.
SLP-RETROFIT	SLP Retrofit Kit for the 7100 B-Slim and IF602 panels. Includes the new door and the mounting plate. Requires the following: <ul style="list-style-type: none"> • SLP-RB • LCD-SLP • SLC-PM/ • FLPS-7-RB SLC95-PM
S3BB-RB	SLP red cabinet with an inner door for the mounting display behind the plexiglass. Requires the following: <ul style="list-style-type: none"> • SLP-RB • LCD-SLP • SLC-PM/ • FLPS-7-RB SLC95-PM
LCD-7100	Remote Serial LCD Annunciator
ASM-16	Remote Programmable Addressable Switch/LED Module
ANU-48	Remote LED Driver Module

GAMEWELL-FCI