




AKD8180E

AK8180E Evaluation Board

The AKD8180E is an evaluation board for AK8180E. Therefore, it is easy to evaluate DC/AC characteristics and confirm product functions.

- SMA terminal input
- Preparing terminal and land pattern for VDD/VSS/VTT
- Control switch for OE



Power

There are the following three power supplies.

- VDD The core power supply of AK8180E (+1.25V or +1.65V)
- VSS The core power supply of AK8180E (-1.25V or -1.65V)
- VTT Power supply for the end of the output load resistor (GND)

Note) GND of the SMA terminal is connected to the VTT.

Clock Input

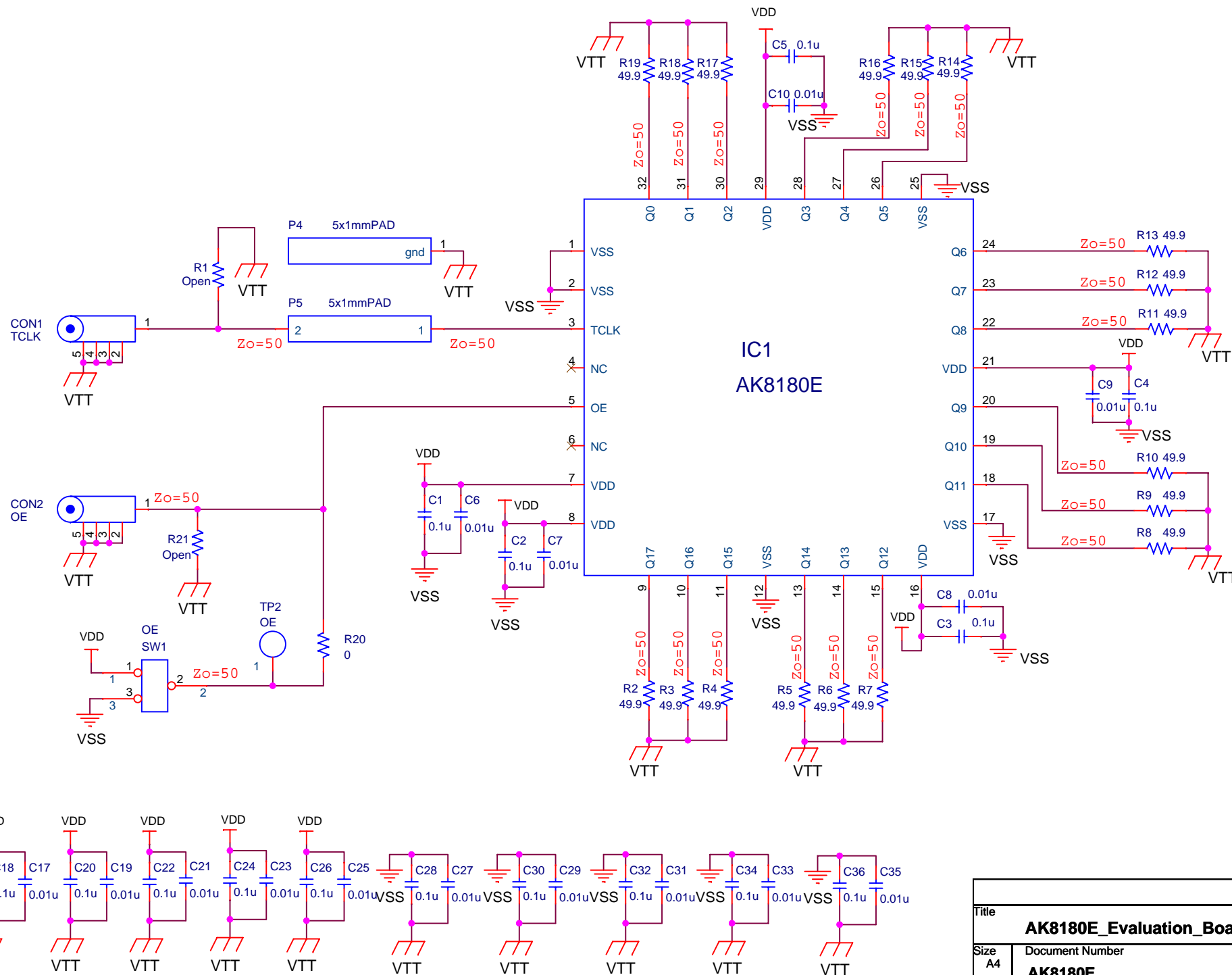
The clock input signal can terminate at 50Ω if needed. (50Ω is connected to R1 pattern)
Inputs 200MHz or less.

Output load circuit

Each output line is terminated to VTT with 50Ω.

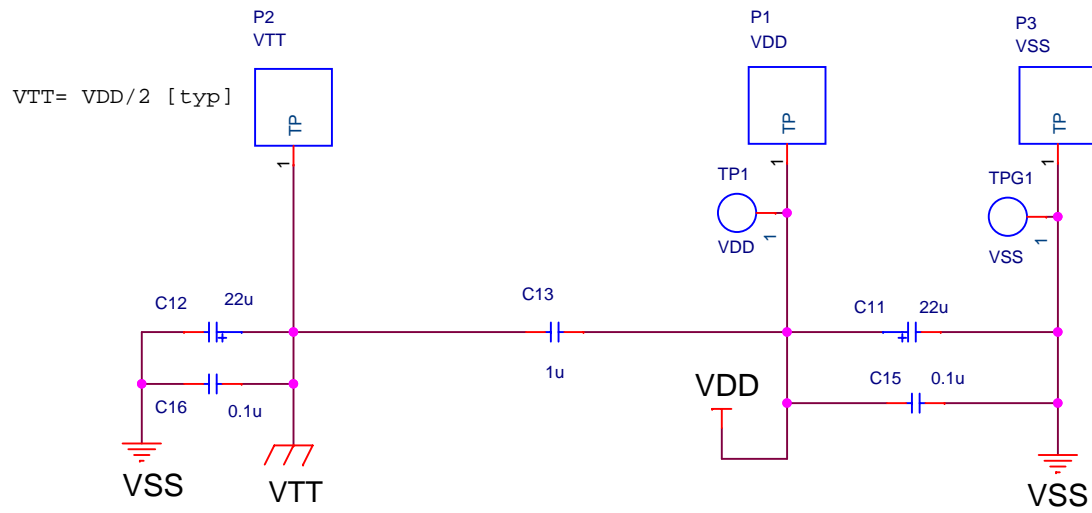


AK8180E_Evalutaion_Board.



Title		
AK8180E_Evaluation_Board.		
Size	Document Number	Rev
A4	AK8180E	3
Date:	Tuesday, February 05, 2013	Sheet 1 of 2

AK8180E_Evaluation_Board.



Title		
AK8180E_Evaluation_Board.		
Size	Document Number	Rev
A4	Power	3
Date:	Tuesday, February 05, 2013	Sheet 2 of 2