

- Operating and storage temperature range: -40° to +85°C
- Meets IEC 695, 2-2 flammability requirements
- Minimum interwinding breakdown voltage of 1000 Vrms
- PWB Process Capability: standard printed wiring board assembly techniques, total-immersion cleaning
- Reliability testing: shock, vibration, temperature cycling, temperature - humidity - bias

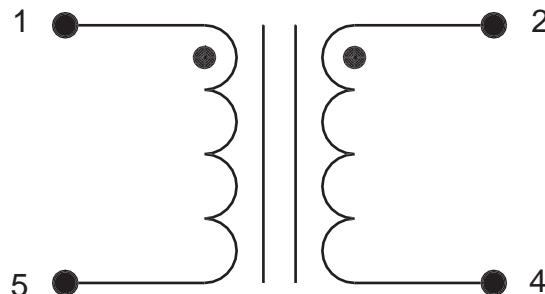
ELECTRICAL SPECIFICATIONS at 25° C

Part Number	Turns Ratio ±2%	Inductance ¹ mH ±8%	Inductance mH min	Leakage Inductance ² µH max	DCR Ω max	
	(1-5) : (2-4)	(1-5)	at 90 mA DC	(1-5)	(1-5)	(2-4)
0560-6100-40	1 : 1	2	1.85	5	8.5	8.5

1. Inductance measured at 10 kHz, 0.1 Vac
2. Leakage inductance measured at 100 kHz, 0.1 Vac

SCHEMATIC

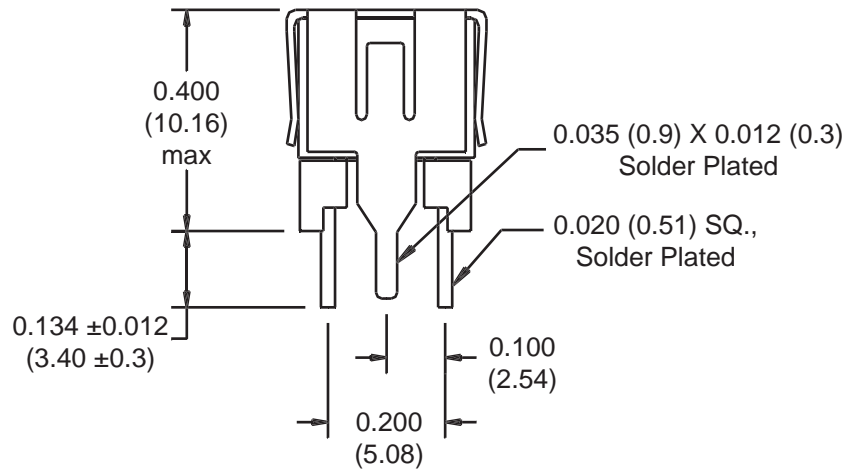
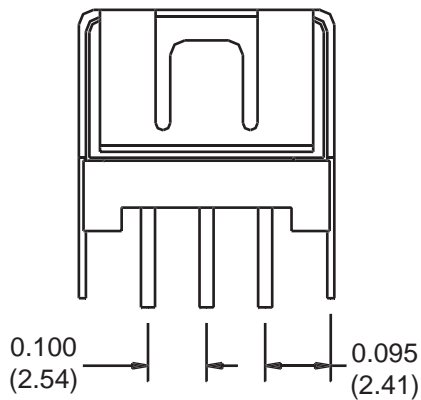
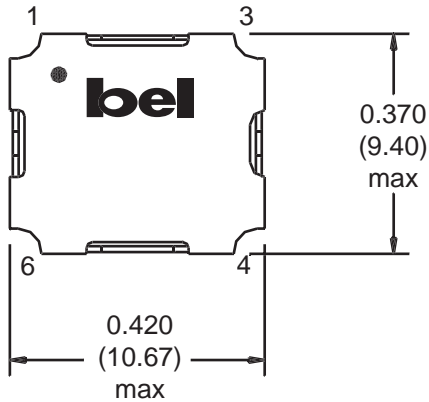
0560-6100-40



TM01339

MECHANICAL

0560-6100-40



Dimensions are in inches (millimeters).
Standard dimension tolerance is ±0.005 (0.13) unless otherwise noted.

©2001 Bel Fuse Inc. Specifications subject to change without notice. 06.01

CORPORATE

Bel Fuse Inc.
206 Van Vorst Street
Jersey City, NJ 07302
Tel 201-432-0463
Fax 201-432-9542
www.belfuse.com

FAR EAST

Bel Fuse Ltd.
8F / 8 Luk Hop Street
San Po Kong
Kowloon, Hong Kong
Tel 852-2328-5515
Fax 852-2352-3706
www.belfuse.com

EUROPE

Bel Fuse Europe Ltd.
Preston Technology Management Centre
Marsh Lane, Suite G7, Preston
Lancashire, PR1 8UD, U.K.
Tel 44-1772-556601
Fax 44-1772-888366
www.belfuse.com