


Ground modular terminal block - UT 4-PE/L/MT - 3214364

Please be informed that the data shown in this PDF Document is generated from our Online Catalog. Please find the complete data in the user's documentation. Our General Terms of Use for Downloads are valid (<http://phoenixcontact.com/download>)



Ground modular terminal block, Connection type: Screw connection, Cross section: 0.14 mm² - 6 mm², AWG: 26 - 10, Nominal current: 28 A, Nominal voltage: 500 V, Length: 92.7 mm, Width: 6.2 mm, Color: gray, Assembly: NS 35/7,5, NS 35/15



Key Commercial Data

| | |
|--------------------------------------|----------|
| Packing unit | 1 STK |
| Minimum order quantity | 50 STK |
| Weight per Piece (excluding packing) | 32.000 g |
| Custom tariff number | 85369010 |
| Country of origin | Poland |

Technical data

Environmental Product Compliance

| | |
|------------|--|
| China RoHS | Hazardous substances above threshold values; |
| | Environmentally Friendly Use Period = 50; |
| | For details go to tab "Downloads", Category "Manufacturer's declaration" |

General

| | |
|--|-------------------|
| Number of levels | 3 |
| Number of connections | 5 |
| Potentials | 3 |
| Nominal cross section | 4 mm ² |
| Color | gray |
| Insulating material | PA |
| Flammability rating according to UL 94 | V0 |
| Rated surge voltage | 6 kV |
| Degree of pollution | 3 |

Ground modular terminal block - UT 4-PE/L/MT - 3214364

Technical data

General

| | |
|---|---|
| Overvoltage category | III |
| Insulating material group | I |
| Maximum load current | 36 A (with 6 mm ² conductor cross section) |
| Nominal current I _N | 28 A |
| Nominal voltage U _N | 500 V |
| Maximum load current | 20 A (with 6 mm ² conductor connection) |
| Nominal current I _N | 20 A (with 4 mm ² conductor cross section) |
| Nominal voltage U _N | 500 V |
| Open side panel | No |
| Shock protection test specification | DIN EN 50274 (VDE 0660-514):2002-11 |
| Back of the hand protection | guaranteed |
| Finger protection | guaranteed |
| Oscillation, broadband noise test result | Test passed |
| Test specification, oscillation, broadband noise | DIN EN 50155 (VDE 0115-200):2008-03 |
| Test spectrum | Service life test category 1, class B, body mounted |
| Test frequency | f ₁ = 5 Hz to f ₂ = 150 Hz |
| ASD level | 0.964 (m/s ²) ² /Hz |
| Acceleration | 0.58 g |
| Test duration per axis | 5 h |
| Test directions | X-, Y- and Z-axis |
| Shock test result | Test passed |
| Test specification, shock test | DIN EN 50155 (VDE 0115-200):2008-03 |
| Shock form | Half-sine |
| Acceleration | 5 g |
| Shock duration | 30 ms |
| Number of shocks per direction | 3 |
| Test directions | X-, Y- and Z-axis (pos. and neg.) |
| Relative insulation material temperature index (Elec., UL 746 B) | 130 °C |
| Temperature index of insulation material (DIN EN 60216-1 (VDE 0304-21)) | 130 °C |
| Static insulating material application in cold | -60 °C |

Dimensions

| | |
|------------------|---------|
| Width | 6.2 mm |
| Length | 92.7 mm |
| Height | 60.1 mm |
| Height NS 35/7,5 | 61.7 mm |
| Height NS 35/15 | 69.2 mm |

Ground modular terminal block - UT 4-PE/L/MT - 3214364

Technical data

Connection data

| | |
|---|--|
| Note | Please observe the current carrying capacity of the DIN rails. |
| Connection method | Screw connection |
| Connection in acc. with standard | IEC 60947-7-1/IEC 60947-7-2 |
| Conductor cross section solid min. | 0.14 mm ² |
| Conductor cross section solid max. | 6 mm ² |
| Conductor cross section AWG min. | 26 |
| Conductor cross section AWG max. | 10 |
| Conductor cross section flexible min. | 0.14 mm ² |
| Conductor cross section flexible max. | 6 mm ² |
| Min. AWG conductor cross section, flexible | 26 |
| Max. AWG conductor cross section, flexible | 10 |
| Conductor cross section flexible, with ferrule without plastic sleeve min. | 0.14 mm ² |
| Conductor cross section flexible, with ferrule without plastic sleeve max. | 4 mm ² |
| Conductor cross section flexible, with ferrule with plastic sleeve min. | 0.14 mm ² |
| Conductor cross section flexible, with ferrule with plastic sleeve max. | 4 mm ² |
| 2 conductors with same cross section, solid min. | 0.14 mm ² |
| 2 conductors with same cross section, solid max. | 1.5 mm ² |
| 2 conductors with same cross section, stranded min. | 0.14 mm ² |
| 2 conductors with same cross section, stranded max. | 1.5 mm ² |
| 2 conductors with same cross section, stranded, TWIN ferrules with plastic sleeve, min. | 0.5 mm ² |
| 2 conductors with same cross section, stranded, TWIN ferrules with plastic sleeve, max. | 1.5 mm ² |
| 2 conductors with same cross section, stranded, ferrules without plastic sleeve, min. | 0.14 mm ² |
| 2 conductors with same cross section, stranded, ferrules without plastic sleeve, max. | 1.5 mm ² |
| Stripping length | 9 mm |
| Internal cylindrical gage | A4 |
| Screw thread | M3 |
| Tightening torque, min | 0.6 Nm |
| Tightening torque max | 0.8 Nm |
| Connection method | Screw connection |
| Connection in acc. with standard | IEC 60947-7-1 |
| Conductor cross section solid min. | 0.14 mm ² |
| Conductor cross section solid max. | 6 mm ² |
| Conductor cross section AWG min. | 26 |
| Conductor cross section AWG max. | 10 |

Ground modular terminal block - UT 4-PE/L/MT - 3214364

Technical data

Connection data

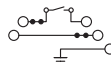
| | |
|---|----------------------|
| Conductor cross section flexible min. | 0.14 mm ² |
| Conductor cross section flexible max. | 6 mm ² |
| Min. AWG conductor cross section, flexible | 26 |
| Max. AWG conductor cross section, flexible | 10 |
| Conductor cross section flexible, with ferrule without plastic sleeve min. | 0.14 mm ² |
| Conductor cross section flexible, with ferrule without plastic sleeve max. | 4 mm ² |
| Conductor cross section flexible, with ferrule with plastic sleeve min. | 0.14 mm ² |
| Conductor cross section flexible, with ferrule with plastic sleeve max. | 4 mm ² |
| 2 conductors with same cross section, solid min. | 0.14 mm ² |
| 2 conductors with same cross section, solid max. | 1.5 mm ² |
| 2 conductors with same cross section, stranded min. | 0.14 mm ² |
| 2 conductors with same cross section, stranded max. | 1.5 mm ² |
| 2 conductors with same cross section, stranded, TWIN ferrules with plastic sleeve, min. | 0.5 mm ² |
| 2 conductors with same cross section, stranded, TWIN ferrules with plastic sleeve, max. | 1.5 mm ² |
| 2 conductors with same cross section, stranded, ferrules without plastic sleeve, min. | 0.14 mm ² |
| 2 conductors with same cross section, stranded, ferrules without plastic sleeve, max. | 1.5 mm ² |
| Stripping length | 9 mm |
| Screw thread | M3 |
| Tightening torque, min | 0.6 Nm |
| Tightening torque max | 0.8 Nm |

Standards and Regulations

| | |
|--|-----------------------------|
| Connection in acc. with standard | IEC 60947-7-1/IEC 60947-7-2 |
| | IEC 60947-7-1 |
| Flammability rating according to UL 94 | V0 |

Drawings

Circuit diagram



Classifications

eCl@ss

| | |
|------------|----------|
| eCl@ss 5.1 | 27141126 |
|------------|----------|

Ground modular terminal block - UT 4-PE/L/MT - 3214364

Classifications

eCl@ss

| | |
|------------|----------|
| eCl@ss 6.0 | 27141120 |
| eCl@ss 8.0 | 27141141 |
| eCl@ss 9.0 | 27141141 |

ETIM

| | |
|----------|----------|
| ETIM 4.0 | EC000901 |
| ETIM 5.0 | EC000901 |

Approvals


Approvals


Approvals

UL Recognized / cUL Recognized / cULus Recognized

Ex Approvals


Approval details

| | | | |
|--|-------|-------|-------|
| UL Recognized  http://database.ul.com/cgi-bin/XYV/template/LISEXT/1FRAME/index.htm FILE E 60425 | | | |
| | B | C | D |
| mm ² /AWG/kcmil | 26-10 | 26-10 | 26-10 |
| Nominal current I _N | 16 A | 16 A | |
| Nominal voltage U _N | 300 V | 300 V | |

| | | | |
|---|-------|-------|-------|
| cUL Recognized  http://database.ul.com/cgi-bin/XYV/template/LISEXT/1FRAME/index.htm FILE E 60425 | | | |
| | B | C | D |
| mm ² /AWG/kcmil | 26-10 | 26-10 | 26-10 |
| Nominal current I _N | 16 A | 16 A | |
| Nominal voltage U _N | 300 V | 300 V | |

Ground modular terminal block - UT 4-PE/L/MT - 3214364

Approvals

cULus Recognized  <http://database.ul.com/cgi-bin/XYV/template/LISEXT/1FRAME/index.htm>

Accessories

Accessories

Bridge

Connection pin - VS - 3004207



Connection pin, Length: 1000 mm, Color: gray

DIN rail

DIN rail perforated - NS 35/ 7,5 PERF 2000MM - 0801733



DIN rail, material: steel galvanized and passivated with a thick layer, perforated, height 7.5 mm, width 35 mm, length: 2000 mm

DIN rail, unperforated - NS 35/ 7,5 UNPERF 2000MM - 0801681



DIN rail, material: Steel, unperforated, height 7.5 mm, width 35 mm, length: 2 m

DIN rail perforated - NS 35/ 7,5 WH PERF 2000MM - 1204119



DIN rail 35 mm (NS 35)

Ground modular terminal block - UT 4-PE/L/MT - 3214364

Accessories

DIN rail - NS 35/ 7,5 WH UNPERF 2000MM - 1204122



DIN rail 35 mm (NS 35)

DIN rail, unperforated - NS 35/ 7,5 AL UNPERF 2000MM - 0801704



DIN rail, unperforated, Width: 35 mm, Height: 7.5 mm, Length: 2000 mm, Color: silver

DIN rail perforated - NS 35/ 7,5 ZN PERF 2000MM - 1206421



DIN rail, material: Galvanized, perforated, height 7.5 mm, width 35 mm, length: 2 m

DIN rail, unperforated - NS 35/ 7,5 ZN UNPERF 2000MM - 1206434



DIN rail, material: Galvanized, unperforated, height 7.5 mm, width 35 mm, length: 2 m

DIN rail, unperforated - NS 35/ 7,5 CU UNPERF 2000MM - 0801762



DIN rail, material: Copper, unperforated, height 7.5 mm, width 35 mm, length: 2 m

Ground modular terminal block - UT 4-PE/L/MT - 3214364

Accessories

End cap - NS 35/ 7,5 CAP - 1206560

DIN rail end piece, for DIN rail NS 35/7.5



DIN rail perforated - NS 35/15 PERF 2000MM - 1201730



DIN rail, material: steel galvanized and passivated with a thick layer, perforated, height 15 mm, width 35 mm, length: 2000 mm

DIN rail, unperforated - NS 35/15 UNPERF 2000MM - 1201714



DIN rail, material: Steel, unperforated, height 15 mm, width 35 mm, length: 2 m

DIN rail perforated - NS 35/15 WH PERF 2000MM - 0806602



DIN rail 35 mm (NS 35)

DIN rail - NS 35/15 WH UNPERF 2000MM - 1204135



DIN rail 35 mm (NS 35)

Ground modular terminal block - UT 4-PE/L/MT - 3214364

Accessories

DIN rail, unperforated - NS 35/15 AL UNPERF 2000MM - 1201756



DIN rail, deep drawn, high profile, unperforated, 1.5 mm thick, material: aluminum, height 15 mm, width 35 mm, length 2000 mm

DIN rail perforated - NS 35/15 ZN PERF 2000MM - 1206599



DIN rail, material: Galvanized, perforated, height 15 mm, width 35 mm, length: 2 m

DIN rail, unperforated - NS 35/15 ZN UNPERF 2000MM - 1206586



DIN rail, material: Galvanized, unperforated, height 15 mm, width 35 mm, length: 2 m

DIN rail, unperforated - NS 35/15 CU UNPERF 2000MM - 1201895



DIN rail, material: Copper, unperforated, 1.5 mm thick, height 15 mm, width 35 mm, length: 2 m

End cap - NS 35/15 CAP - 1206573



DIN rail end piece, for DIN rail NS 35/15

Ground modular terminal block - UT 4-PE/L/MT - 3214364

Accessories

DIN rail, unperforated - NS 35/15-2,3 UNPERF 2000MM - 1201798



DIN rail, material: Steel, unperforated, 2.3 mm thick, height 15 mm, width 35 mm, length: 2 m

End block

End clamp - CLIPFIX 35 - 3022218



Quick mounting end clamp for NS 35/7,5 DIN rail or NS 35/15 DIN rail, with marking option, width: 9.5 mm, color: gray

End clamp - CLIPFIX 35-5 - 3022276



Quick mounting end clamp for NS 35/7,5 DIN rail or NS 35/15 DIN rail, with marking option, with parking option for FBS...5, FBS...6, KSS 5, KSS 6, width: 5.15 mm, color: gray

End clamp - E/NS 35 N - 0800886



End clamp, width: 9.5 mm, color: gray

Jumper

Plug-in bridge - FBS 2-6 - 3030336



Plug-in bridge, Pitch: 6.2 mm, Length: 23 mm, Width: 10.7 mm, Number of positions: 2, Color: red

Ground modular terminal block - UT 4-PE/L/MT - 3214364

Accessories

Plug-in bridge - FBS 3-6 - 3030242



Plug-in bridge, Pitch: 6.2 mm, Length: 23 mm, Width: 16.9 mm, Number of positions: 3, Color: red

Plug-in bridge - FBS 4-6 - 3030255



Plug-in bridge, Pitch: 6.2 mm, Length: 23 mm, Width: 23.1 mm, Number of positions: 4, Color: red

Plug-in bridge - FBS 5-6 - 3030349



Plug-in bridge, Pitch: 6.2 mm, Length: 23 mm, Width: 29.3 mm, Number of positions: 5, Color: red

Plug-in bridge - FBS 10-6 - 3030271



Plug-in bridge, Pitch: 6.2 mm, Length: 23 mm, Width: 60.3 mm, Number of positions: 10, Color: red

Plug-in bridge - FBS 20-6 - 3030365



Plug-in bridge, Pitch: 6.2 mm, Length: 23 mm, Width: 122.3 mm, Number of positions: 20, Color: red

Ground modular terminal block - UT 4-PE/L/MT - 3214364

Accessories

Plug-in bridge - FBSR 2-6 - 3033715



Plug-in bridge, Pitch: 6.2 mm, Number of positions: 2, Color: red

Plug-in bridge - FBSR 3-6 - 3001594



Plug-in bridge, Pitch: 6.2 mm, Number of positions: 3, Color: red

Plug-in bridge - FBSR 4-6 - 3001595



Plug-in bridge, Pitch: 6.2 mm, Number of positions: 4, Color: red

Plug-in bridge - FBSR 5-6 - 3001596



Plug-in bridge, Pitch: 6.2 mm, Number of positions: 5, Color: red

Plug-in bridge - FBSR 10-6 - 3033716



Plug-in bridge, Pitch: 6.2 mm, Number of positions: 10, Color: red

Labeled terminal marker

Ground modular terminal block - UT 4-PE/L/MT - 3214364

Accessories

Zack Marker strip, flat - ZBF 6 CUS - 0825027



Zack Marker strip, flat, Strip, can be ordered: Strip, white, labeled according to customer specifications, Mounting type: Snap into flat marker groove, for terminal block width: 6.2 mm, Lettering field: 5.15 x 6.15 mm

Marker for terminal blocks - UC-TMF 6 CUS - 0824646



Marker for terminal blocks, can be ordered: by sheet, white, labeled according to customer specifications, Mounting type: Snap into flat marker groove, for terminal block width: 6.2 mm, Lettering field: 5.6 x 5.1 mm

Marker for terminal blocks - UCT-TMF 6 CUS - 0829665



Marker for terminal blocks, can be ordered: by sheet, white, labeled according to customer specifications, Mounting type: Snap into flat marker groove, for terminal block width: 6.2 mm, Lettering field: 5.4 x 4.7 mm

Zack Marker strip, flat - ZBF 6,LGS:FORTL.ZAHLEN - 0808749



Zack Marker strip, flat, Strip, white, labeled, Printed horizontally: Consecutive numbers 1 - 10, 11 - 20, etc. up to 91 - 100, Mounting type: Snap into flat marker groove, for terminal block width: 6.2 mm, Lettering field: 5.15 x 6.15 mm

Zack Marker strip, flat - ZBF 6,QR:FORTL.ZAHLEN - 0808765



Zack Marker strip, flat, Strip, white, labeled, Printed vertically: Consecutive numbers 1 - 10, 11 - 20, etc. up to 91 - 100, Mounting type: Snap into flat marker groove, for terminal block width: 6.2 mm, Lettering field: 5.15 x 6.15 mm

Ground modular terminal block - UT 4-PE/L/MT - 3214364

Accessories

Zack Marker strip, flat - ZBF 6,LGS:GERADE ZAHLEN - 0810834



Zack Marker strip, flat, Strip, white, labeled, Printed horizontally: Consecutive numbers 2 - 20, 22 - 40, etc. up to 82 - 100, Mounting type: Snap into flat marker groove, for terminal block width: 6.2 mm, Lettering field: 5.15 x 6.15 mm

Zack Marker strip, flat - ZBF 6,LGS:UNGERADE ZAHLEN - 0810876



Zack Marker strip, flat, Strip, white, labeled, Printed horizontally: Odd numbers 1 - 19, 21 - 39, etc. up to 81 - 99, Mounting type: Snap into flat marker groove, for terminal block width: 6.2 mm, Lettering field: 5.15 x 6.15 mm

Marker pen

Marker pen - X-PEN 0,35 - 0811228



Marker pen without ink cartridge, for manual labeling of markers, labeling extremely wipe-proof, line thickness 0.35 mm

Screwdriver tools

Screwdriver - SZS 0,6X3,5 - 1205053



Actuation tool, for ST terminal blocks, insulated, also suitable for use as a bladed screwdriver, size: 0.6 x 3.5 x 100 mm, 2-component grip, with non-slip grip

Terminal marking

Ground modular terminal block - UT 4-PE/L/MT - 3214364

Accessories

Zack Marker strip, flat - ZBF 6:UNBEDRUCKT - 0808710



Zack Marker strip, flat, Strip, white, unlabeled, can be labeled with: Plotter, Mounting type: Snap into flat marker groove, for terminal block width: 6.2 mm, Lettering field: 5.15 x 6.15 mm

Marker for terminal blocks - UC-TMF 6 - 0818140



Marker for terminal blocks, Sheet, white, unlabeled, can be labeled with: BLUEMARK CLED, BLUEMARK LED, Plotter, Mounting type: Snap into flat marker groove, for terminal block width: 6.2 mm, Lettering field: 5.6 x 5.1 mm

Marker for terminal blocks - UCT-TMF 6 - 0828746



Marker for terminal blocks, Sheet, white, unlabeled, can be labeled with: THERMOMARK CARD, BLUEMARK CLED, BLUEMARK LED, TOPMARK LASER, THERMOMARK PRIME, Mounting type: Snap into flat marker groove, for terminal block width: 6.2 mm, Lettering field: 5.4 x 4.7 mm