

Cylindrical Type LED lamp

BL-L542

Features:

- Ø 5mm Cylindrical LED lamp, FLAT TOP
- Ø Ultra brightness.
- Ø Choice of various viewing angles.
- Ø Diffused, Transparent and Water clear lens are available.
- Ø IC compatible /Low current capability.
- Ø RoHs Compliance



Electrical-optical characteristics: (Ta=25°C) (Test Condition: IF=20mA)

Part Number	Chip			Lens Type	Forward Voltage(VF) Unit:V		Luminous Intensity (lv) Unit:mcd		Viewing Angle 2θ/2 (deg)
	Emitted Color	Material	λ _p (nm)		Typ	Max	Min.	Typ.	
					Water Clear				
BL-L542SRC	Hi Red	AlGaAs,SH	660		1.85	2.20	130	300	
BL-L542LRC	Super Red	AlGaAs,DH	660		1.85	2.20	270	500	
BL-L542URC	Ultra Red	AlGaAs,DDH	660		1.95	2.20	500	800	
BL-L542UEC	Ultra Orange	AlGaInP	630		2.10	2.50	260	600	
BL-L542UYC	Ultra Yellow	AlGaInP	590		2.10	2.50	260	500	
BL-L542UGC	Ultra Green	AlGaInP	574		2.20	2.50	120	250	
BL-L542PGC	Ultra Pure Green	InGaN	525		3.80	4.50	800	2000	
BL-L542BGC	Ultra Bluish Green	InGaN	505		3.80	4.50	700	1800	
BL-L542BC	Blue	InGaN	430		3.80	4.50	500	1000	
BL-L542UBC	Ultra Blue	InGaN	470		2.70	4.20	650	1800	
BL-L542VC	UV	InGaN	405		3.80	4.50	35	80	
BL-L542UWC	Ultra White	InGaN	/		2.70	4.20	1000	2500	

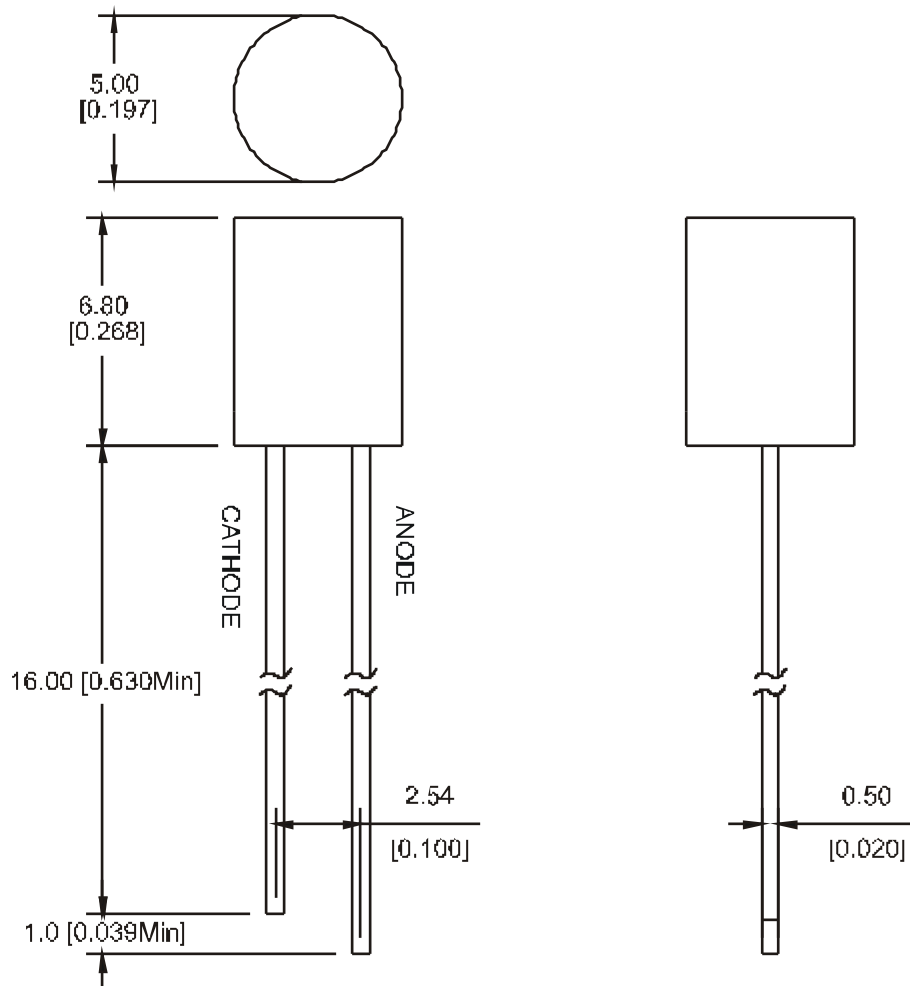
Absolute maximum ratings (Ta=25°C)

Parameter	SR	LR	UR	UE	UY	UG	PG	BG	B	UB	UV	W	Unit
Forward Current I _F	25	25	25	30	30	30	30	30	30	30	30	30	mA
Power Dissipation P _d	60	60	60	65	65	75	110	110	120	120	120	120	mW
Reverse Voltage V _R	5	5	5	5	5	5	5	5	5	5	5	5	V
Peak Forward Current I _{PF} (Duty 1/10 @1KHZ)	150	150	150	150	150	150	150	100	100	100	100	100	mA
Operation Temperature T _{OPR}	-40 to +80												°C
Storage Temperature T _{STG}	-40 to +85												°C
Lead Soldering Temperature T _{SOL}	Max.260±5°C for 3 sec Max. (1.6mm from the base of the epoxy bulb)												°C

Cylindrical Type LED lamp

BL-L542

Package configuration & Internal circuit diagram



Notes:

1. All dimensions are in millimeters (inches)
2. Tolerance is ± 0.25 (0.01") unless otherwise noted.
3. Specifications are subject to change without notice.

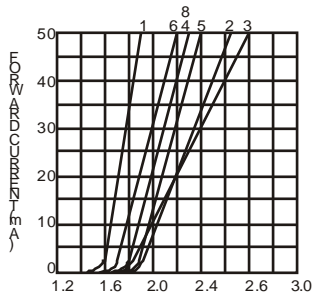
Cylindrical Type LED lamp

BL-L542

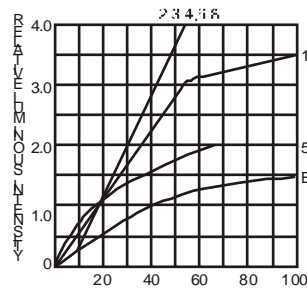
Typical electrical-optical characteristics curves:



- (1) - GaAsP/GaAs 655nm/Red
- (2) - GaP 570nm/Yellow Green
- (3) - GaAsP/GaP 585nm/Yellow
- (4) - GaAsP/GaP 635nm/Orange & Hi-Eff Red
- (5) - GaP 700nm/Bright Red
- (6) - GaAlAs/GaAs 660nm/Super Red
- (8) - GaAsP/GaP 610nm/Super Red
- (9) - GaAlAs 880nm
- (10) - GaAs/GaAs & GaAlAs/GaAs 940nm
- (A) - GaN/SiC 430nm/Blue
- (B) - InGaN/SiC 470nm/Blue
- (C) - InGaN/SiC 505nm/Ultra Green
- (D) - InGaAlSiC 525nm/Ultra Green



FORWARD VOLTAGE (Vf)
FORWARD CURRENT VS.
FORWARD VOLTAGE



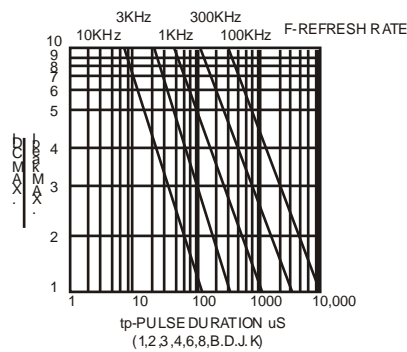
FORWARD CURRENT (mA)
RELATIVE LUMINOUS
INTENSITY VS. FORWARD
CURRENT



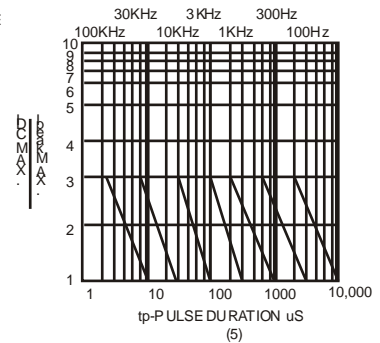
AMBIENT TEMPERATURE Ta (°C)
FORWARD CURRENT VS. AMBIENT
TEMPERATURE



AMBIENT TEMPERATURE Ta (°C)



tp-PULSE DURATION μ s
(1,2,3,4,6,8,B,D,J,K)



(5)

NOTE: 25 °C free air temperature unless otherwise specified

Cylindrical Type LED lamp

BL-L542

Packing and weighting

