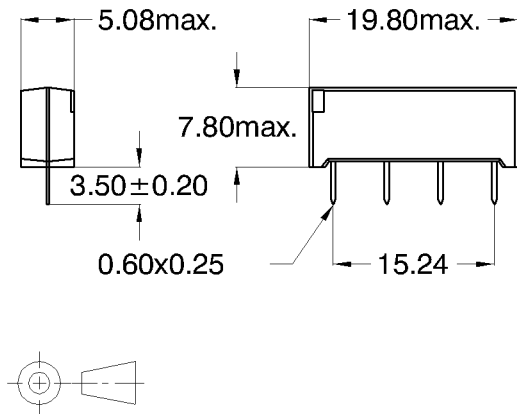
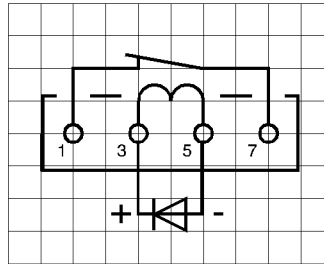
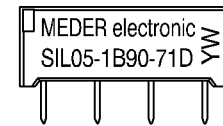


Dimensions (Tolerance ± 0.1)

Layout 71D Pitch 2.54/Top View

Marking

 Typ Layout
 Production Code
 EN 60062


Coil datas at 20 °C	Conditions	Min	Typ	Max	Unit
Coil resistance		180	200	220	Ohm
Coil voltage			5		VDC
Rated power			125		mW
Thermal resistance	max. Relay temperature = operating temperature + self heating		109		K/W
Pull-In voltage				3,5	VDC
Drop-Out voltage		0,75			VDC

Contact data 90	Conditions	Min	Typ	Max	Unit
Contact-material		Rhodium			
Contact rating	Any DC combination of V & A dependent to AT-value			10	W
Switching voltage	DC or Peak AC			175	V
Switching current	DC or Peak AC dependent to AT-value			0,5	A
Carry current	DC or Peak AC dependent to AT-value			1	A
Contact resistance static	Measured with 40% overdrive Start Value			150	mOhm
Insulation resistance	RH <45 %, 100 V test voltage	1			GOhm
Breakdown voltage	according to IEC 255-5	200			VDC
Operate time, incl. bounce	measured with 40% overdrive			0,7	ms
Release time	measured with no coil excitation			1,5	ms
Capacity	@ 10 kHz		1		pF

Special Product Data	Conditions	Min	Typ	Max	Unit
Insulation resistance Coil/Contact	RH <45%, 100 V test voltage	100	1.000		GOhm
Insulation voltage Coil/Contact	according to IEC 255-5	1,5			kV DC
Housing material		mineral-filled epoxy			

Environmental data	Conditions	Min	Typ	Max	Unit
Shock	1/2 sine wave duration 11ms			50	g
Vibration	from 10 - 2000 Hz			20	g
Ambient temperature		-20		70	°C
Storage temperature		-30		95	°C
Soldering temperature	max. 5 sec			260	°C
Cleaning		fully sealed			