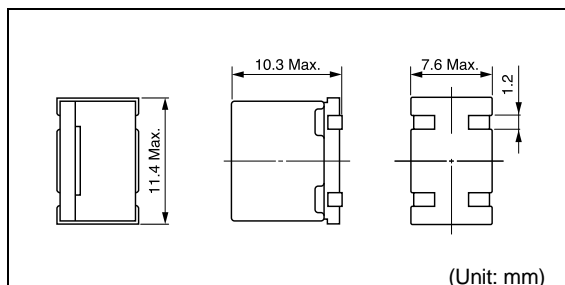


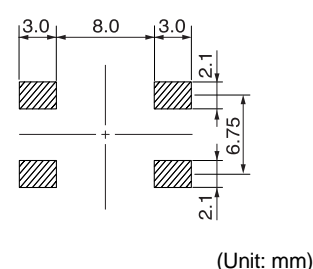
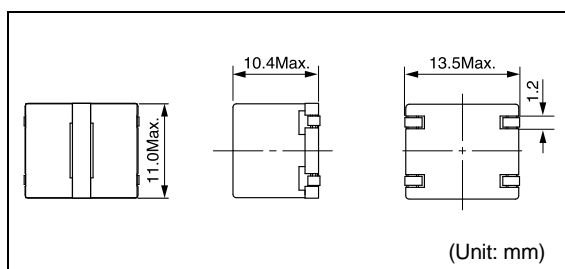
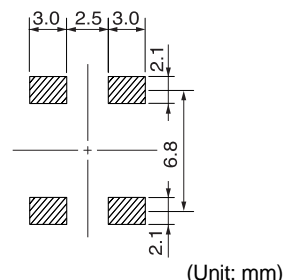
EAS30S/EAW30S

Inductance: 10 μ H~22 μ H (EAS30S), 10 μ H \times 2~22 μ H \times 2 (EAW30S)

DIMENSIONS / 外形寸法図



Recommended patterns 推奨パターン図



FEATURES / 特長

- High sound quality, low distortion, and low heat generation
- EAS30S: 1coil in 1unit structure and EAW30S: 2 coils in 1unit structure are line up.
- A magnetically shielded structure prevents radiation noise
- RoHS compliant
- 低歪率、低発熱の高音質重視品
- 2in1構造のEAW30Sに加え1in1構造のEAS30Sをラインナップ
- 放射ノイズを防ぐ閉磁路（防磁）構造
- RoHS指令対応品

SELECTION GUIDE FOR STANDARD COILS

TYPE EAS30S (1coil in 1unit)

東光品番	インダクタンス ⁽¹⁾	許容差	直流抵抗 ⁽²⁾	直流重畳許容電流 ⁽³⁾	温度上昇許容電流 ⁽⁴⁾
TOKO Part Number	Inductance ⁽¹⁾ L(μ H)	Tolerance (%)	DC Resistance ⁽²⁾ (m Ω) Max.	Inductance Decrease Current ⁽³⁾ (A) Max. $\frac{\Delta L}{L} = 10\%$	Temperature Rise Current ⁽⁴⁾ $\Delta T = 40^\circ\text{C}$ (A) Max.
1168ER-0002	10.0	± 20	25.0	8.0	3.8
1168ER-0001	22.0	± 20	25.0	3.3	4.0

TYPE EAW30S (2coils in 1unit)

東光品番	インダクタンス ⁽¹⁾	許容差	直流抵抗 ⁽²⁾	直流重畳許容電流 ⁽³⁾	温度上昇許容電流 ⁽⁴⁾
TOKO Part Number	Inductance ⁽¹⁾ L(μ H)	Tolerance (%)	DC Resistance ⁽²⁾ (m Ω) Max.	Inductance Decrease Current ⁽³⁾ (A) Max. $\frac{\Delta L}{L} = 10\%$	Temperature Rise Current ⁽⁴⁾ $\Delta T = 40^\circ\text{C}$ (A) Max.
1107ER-0017	10 \times 2	± 20	25.0	8.0	3.8
1107ER-0018	22 \times 2	± 20	25.0	3.3	4.0

(1) Inductance is measured with a LCR meter 4284A* or equivalent. Test frequency at 100kHz.

(2) DC Resistance is measured with a Digital Multimeter TR6871 (ADVANTEST) or equivalent.

(3) Inductance decrease current based upon 10% inductance reduction from the initial value.

(4) Temperature rise current based upon 40 $^\circ$ C temperature rise. (Reference ambient temperature 20 $^\circ$ C)

*Agilent Technologies

(1) インダクタンスはLCRメータ4284A*または同等品により測定する。測定周波数は100kHzです。

(2) 直流抵抗はデジタルマルチメータTR6871 (Advantest) または同等品により測定する

(3) 直流重畳許容電流：直流電流を流した時インダクタンスの値が初期値より10%減少する電流値

(4) 温度上昇許容電流：直流電流を流した時コイルの温度が40 $^\circ$ C 上昇する電流値 (周囲温度20 $^\circ$ C を基準とする。)

*Agilent Technologies