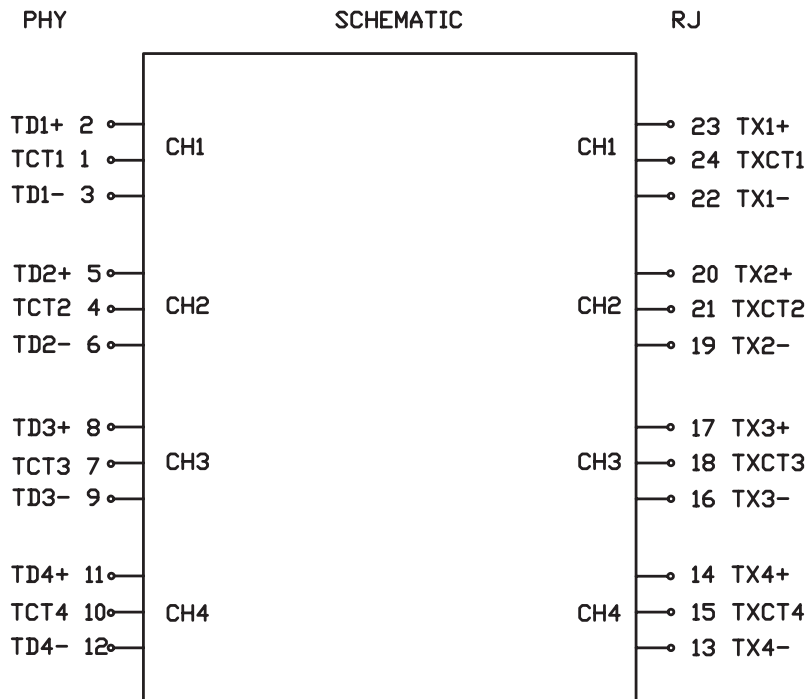


# 10GBASE-T ETHERNET MAGNETICS

## S558-10GB-07 Single Port Transformer Module



### ELECTRICAL SPECIFICATION @25°C



#### URNS RATIO

(2-3) : (23-22)  
 (5-6) : (20-19)  
 (8-9) : (17-16)  
 (11-12) : (14-13)

1CT : 1CT  
 1CT : 1CT  
 1CT : 1CT  
 1CT : 1CT

#### POLARITY

CH1, CH2, CH3, CH4

2°&23°, 5°&20°  
 8°&17°, 11°&14°

#### INDUCTANCE

(2-3) = (5-6) = (8-9) = (11-12)

160uH MIN.  
 @0.1Vrms, 100kHz

#### HIPOT

1500Vrms MIN @60 SEC

#### INSERTION LOSS

FREQ.(MHz)	1	2-50	200	400	500
MAX. (dB)	-1.0	-0.5	-1.0	-2.0	-3.0

#### RETURN LOSS

FREQ.(MHz)	1	2-100	200	400	500
MIN. (dB)	-18	-13	-10	-7	-6

#### COMM. TO DIFF. MODE REJECTION RATIO

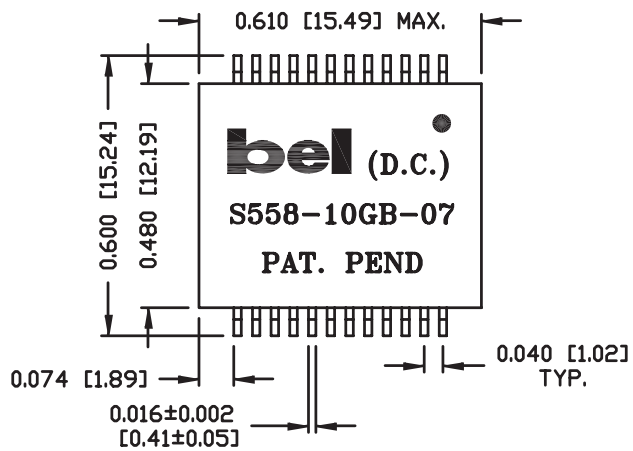
FREQ.(MHz)	50	100	200	300	400	500
MAX. (dB)	-30	-30	-30	-22	-22	-22

#### DIFF. TO COMM. MODE REJECTION RATIO

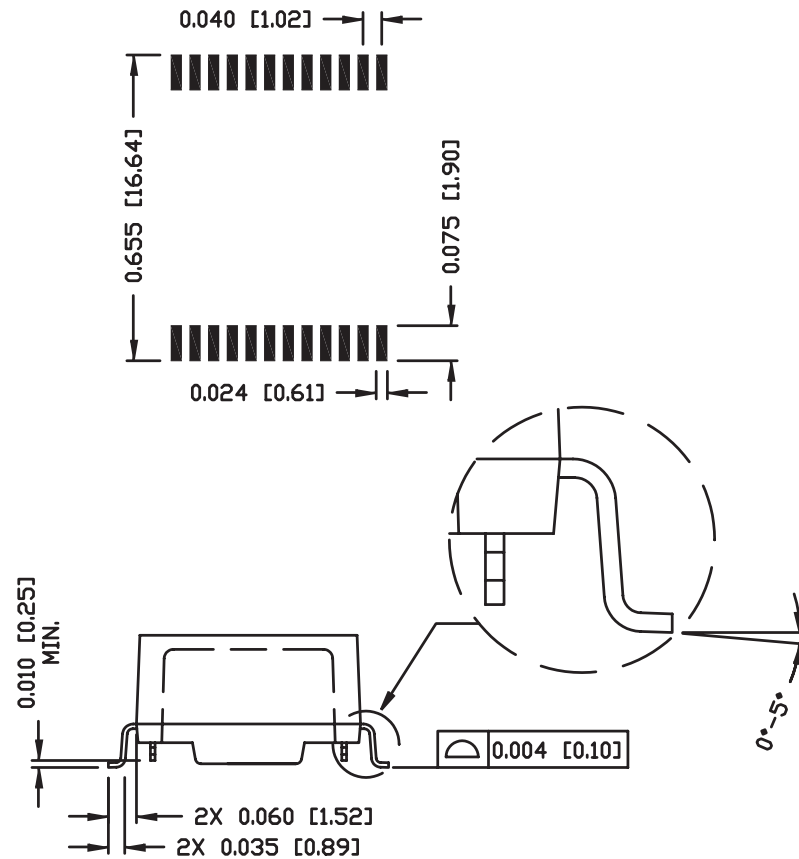
FREQ.(MHz)	50	100	200	300	400	500
MAX. (dB)	-30	-30	-30	-22	-21	-20

# 10GBASE-T ETHERNET MAGNETICS

## S558-10GB-07 Single Port Transformer Module



### SUGGESTED PCB PAD LAYOUT



#### NOTES:

1. STANDARD MARKING REFER TO DOC. HAND-WORK-04.
2. PACKAGE CODE: 'QABS001'.