

URTK/SS

Order No.: 0321019



<http://eshop.phoenixcontact.de/phoenix/treeViewClick.do?UID=0321019>

Component terminal block, Connection method: Screw connection,
Width: 6.2 mm, Mounting type: NS 35/7,5, NS 35/15, NS 32,
Color: gray

Commercial data

EAN	4017918001698
Pack	50 pcs.
Customs tariff	85369010
Weight/Piece	0.01347 KG
Catalog page information	Page 397 (CL-2009)

Product notes

WEEE/RoHS-compliant since:
01/01/2003



<http://www.download.phoenixcontact.com>
Please note that the data given here has been taken from the online catalog. For comprehensive information and data, please refer to the user documentation. The General Terms and Conditions of Use apply to Internet downloads.

Technical data

General

Number of levels	1
Number of connections	2
Color	gray

Insulating material	PA
Inflammability class acc. to UL 94	V0

Dimensions

Length	56.5 mm
Width	6.2 mm
Height NS 35/7,5	40 mm
Height NS 35/15	47.5 mm
Height NS 32	45 mm

Technical data

Rated surge voltage	6 kV
Pollution degree	3
Surge voltage category	III
Insulating material group	I
Connection in acc. with standard	IEC 60947-7-1
Nominal current I_N	26 A
Nominal voltage U_N	400 V

Connection data

Conductor cross section solid min.	0.2 mm ²
Conductor cross section solid max.	4 mm ²
Conductor cross section stranded min.	0.2 mm ²
Conductor cross section stranded max.	4 mm ²
Conductor cross section AWG/kcmil min.	24
Conductor cross section AWG/kcmil max	12
Conductor cross section stranded, with ferrule without plastic sleeve min.	0.25 mm ²
Conductor cross section stranded, with ferrule without plastic sleeve max.	4 mm ²
Conductor cross section stranded, with ferrule with plastic sleeve min.	0.25 mm ²
Conductor cross section stranded, with ferrule with plastic sleeve max.	2.5 mm ²
2 conductors with same cross section, solid min.	0.2 mm ²
2 conductors with same cross section, solid max.	1.5 mm ²
2 conductors with same cross section, stranded min.	0.2 mm ²

2 conductors with same cross section, stranded max.	1.5 mm ²
2 conductors with same cross section, stranded, ferrules without plastic sleeve, min.	0.25 mm ²
2 conductors with same cross section, stranded, ferrules without plastic sleeve, max.	1.5 mm ²
2 conductors with same cross section, stranded, TWIN ferrules with plastic sleeve, min.	0.5 mm ²
2 conductors with same cross section, stranded, TWIN ferrules with plastic sleeve, max.	2.5 mm ²
Type of connection	Screw connection
Stripping length	7 mm
Screw thread	M3
Tightening torque, min	0.6 Nm
Tightening torque max	0.8 Nm

Certificates / Approvals



Certification

CSA, CUL, GOST, PRS, UL

CSA

Nominal voltage U _N	300 V
Nominal current I _N	25 A
AWG/kcmil	28-12

CUL

Nominal voltage U _N	300 V
Nominal current I _N	20 A
AWG/kcmil	28-12

UL

Nominal voltage U _N	300 V
Nominal current I _N	20 A
AWG/kcmil	28-12

Accessories		
Item	Designation	Description
Assembly		
0321226	ATS-URTK/SS	Partition plate, Color: gray
3022218	CLIPFIX 35	Snap-on end bracket, for 35 mm NS 35/7.5 or NS 35/15 DIN rail, can be fitted with Zack strip ZB 8 and ZB 8/27, terminal strip marker KLM 2 and KLM, width: 9.5 mm, color: gray
0321022	D-URTK/SS	End cover, Length: 56.5 mm, Width: 1 mm, Color: gray
1201442	E/UK	End clamp, for assembly on NS 32 or NS 35/7,5 DIN rail
1201028	NS 32 AL UNPERF 2000MM	G rail 32 mm (NS 32)
1201280	NS 32 CU/120QMM UNPERF 2000MM	G-profile DIN rail, deep-drawn, material: Copper, unperforated, height 15 mm, width 32 mm, length 2 m
1201358	NS 32 CU/35QMM UNPERF 2000MM	G-profile DIN rail, material: Copper, unperforated, height 15 mm, width 32 mm, length 2 m
1201002	NS 32 PERF 2000MM	G-profile DIN rail, material: Steel, perforated, height 15 mm, width 32 mm, length 2 m
1201015	NS 32 UNPERF 2000MM	G-profile DIN rail, material: Steel, unperforated, height 15 mm, width 32 mm, length 2 m
0801762	NS 35/ 7,5 CU UNPERF 2000MM	DIN rail, material: Copper, unperforated, height 7.5 mm, width 35 mm, length: 2 m
0801733	NS 35/ 7,5 PERF 2000MM	DIN rail, material: Steel, galvanized and passivated with a thick layer, perforated, height 7.5 mm, width 35 mm, length: 2 m
0801681	NS 35/ 7,5 UNPERF 2000MM	DIN rail, material: Steel, unperforated, height 7.5 mm, width 35 mm, length: 2 m
1201756	NS 35/15 AL UNPERF 2000MM	DIN rail, deep-drawn, high profile, unperforated, 1.5 mm thick, material: Aluminum, height 15 mm, width 35 mm, length 2 m
1201895	NS 35/15 CU UNPERF 2000MM	DIN rail, material: Copper, unperforated, 1.5 mm thick, height 15 mm, width 35 mm, length: 2 m
1201730	NS 35/15 PERF 2000MM	DIN rail, material: Steel, perforated, height 15 mm, width 35 mm, length: 2 m
1201714	NS 35/15 UNPERF 2000MM	DIN rail, material: Steel, unperforated, height 15 mm, width 35 mm, length: 2 m
1201798	NS 35/15-2,3 UNPERF 2000MM	DIN rail, material: Steel, unperforated, 2.3 mm thick, height 15 mm, width 35 mm, length: 2 m
0321213	TS-URTK/SS	Separating plate, Color: gray
Bridges		
0201155	EB 2- 6	Cross connector/bridge, Number of positions: 2, Color: gray
0201142	EB 3- 6	Cross connector/bridge, Number of positions: 3, Color: gray
0201139	EB 10- 6	Cross connector/bridge, Number of positions: 10, Color: gray

2778550	FBRNI 2-6 N	Base element, Number of positions: 2, Color: aluminum
3005976	FBRNI 4-6 N	Cross connector/bridge, Number of positions: 4, Color: aluminum
2770626	FBRNI 10-6 N	Cross connector/bridge, Number of positions: 10, Color: aluminum

Marking

1007222	SBS 6:UNBEDRUCKT	Marker cards for modular terminal blocks, color: white
1050499	ZB 6:SO/CMS	Zack strip, 10-section, divisible, special printing, marking according to customer requirements

Plug/Adapter

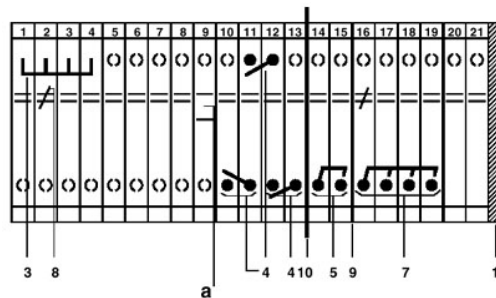
0309523	KSS 3- 6	Short circuit connector, Number of positions: 3, Color: black
0301547	KSS 6	Short circuit connector, Number of positions: 2, Color: black

Tools

1205053	SZS 0,6X3,5	Screwdriver, bladed, matches all screw terminal blocks up to 4.0 mm ² connection cross section, blade: 0.6 x 3.5 mm, without VDE approval
---------	-------------	--

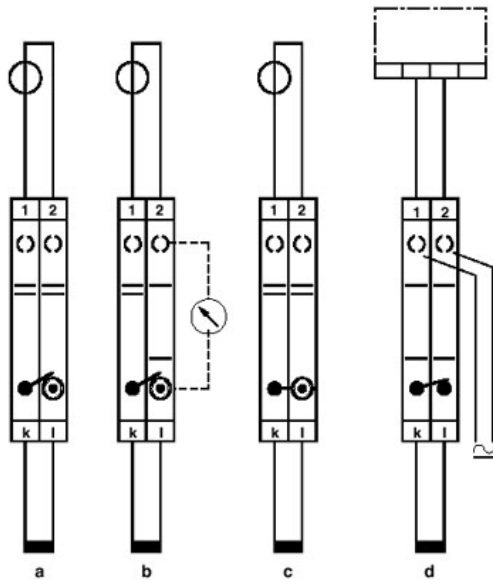
Diagrams/Drawings

Circuit diagram



- a = open
- 1 = cover
- 3 = fixed bridge
- 4 = switch bar, for 2 terminal blocks, useable on both sides of the disconnect point, inward switching motion
- 5 = switch bar, for 2 terminal blocks, useable on both sides of the disconnect point, outward switching motion
- 7 = switch bar, for 3-phase short circuiting of linked current transformer sets, only on the right
- 8 = switching lock, prevents disconnect slide from being actuated
- 9 = separating plate, for electrical separation of neighboring bridges in terminal center
- 10 = partition plate

Schematic diagram



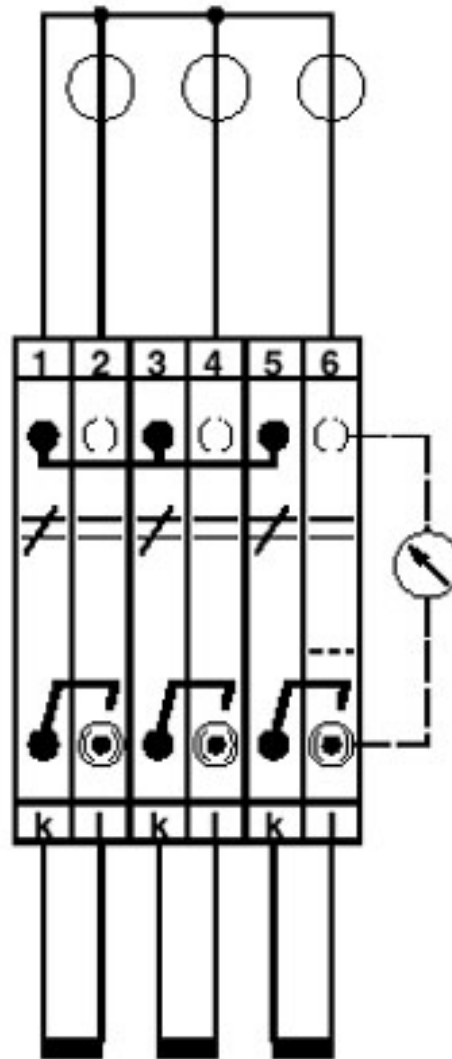
Simple current transformer test circuit

a = normal operation

b = measured value testing

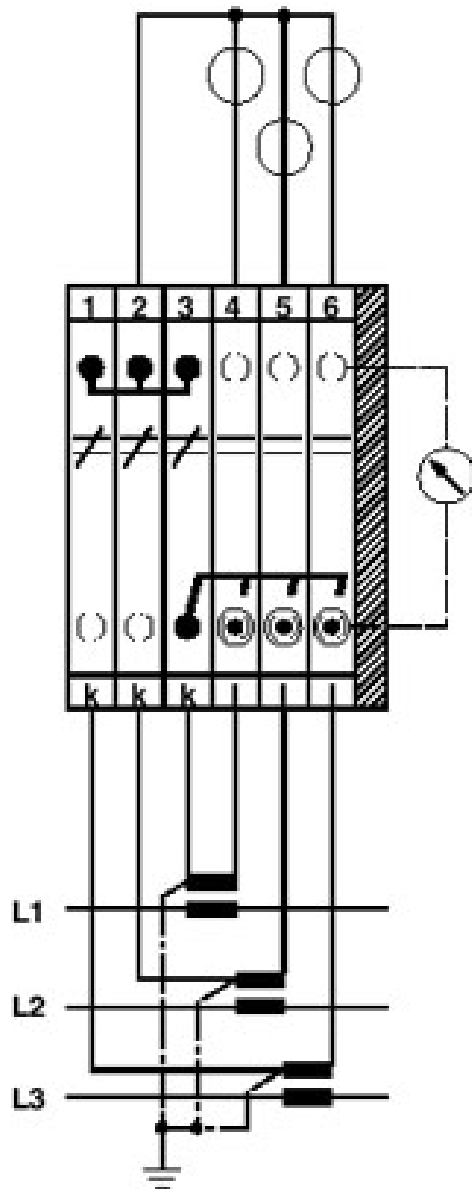
c = transformer short circuit

d = relay testing



Three-phase transducer test set

Three-phase linked transducer test set



Address

PHOENIX CONTACT Deutschland GmbH
Flachmarktstr. 8
32825 Blomberg, Germany
Phone +49 5235 3 12000
Fax +49 5235 3 41200
<http://www.phoenixcontact.de>



© 2010 Phoenix Contact
Technical modifications reserved;