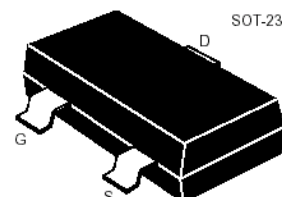
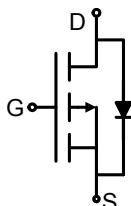


SOT-23 場效應晶體管(SOT-23 Field Effect Transistors)



P-Channel Enhancement-Mode MOS FETs

P 沟道增强型 MOS 场效应管

■ MAXIMUM RATINGS 最大額定值

Characteristic 特性參數	Symbol 符號	Max 最大值	Unit 單位
Drain-Source Voltage 漏極-源極電壓	BV_{DSS}	-30	V
Gate- Source Voltage 柵極-源極電壓	V_{GS}	± 12	V
Drain Current (continuous) 漏極電流-連續	I_D	-4.2	A
Drain Current (pulsed) 漏極電流-脉冲	I_{DM}	-18	A
Total Device Dissipation 總耗散功率 $T_A=25^\circ\text{C}$ 環境溫度為 25°C	P_D	1400	mW
Junction 結溫	T_J	150	$^\circ\text{C}$
Storage Temperature 儲存溫度	T_{stg}	-55to+150	$^\circ\text{C}$

■ ELECTRICAL CHARACTERISTICS 電特性

($T_A=25^{\circ}\text{C}$ unless otherwise noted 如無特殊說明，溫度為 25°C)

Characteristic 特性參數	Symbol 符號	Min 最小值	Typ 典型值	Max 最大值	Unit 單位
Drain-Source Breakdown Voltage 漏極-源極擊穿電壓($I_D = -250\mu\text{A}, V_{GS}=0\text{V}$)	BV_{DSS}	-30	—	—	V
Gate Threshold Voltage 柵極開啓電壓($I_D = -250\mu\text{A}, V_{GS} = V_{DS}$)	$V_{GS(th)}$	-0.6	—	-2	V
Diode Forward Voltage Drop 內附二極管正向壓降($I_S = -1\text{A}, V_{GS}=0\text{V}$)	V_{SD}	—	—	-1	V
Zero Gate Voltage Drain Current 零柵壓漏極電流($V_{GS}=0\text{V}, V_{DS} = -24\text{V}$) ($V_{GS}=0\text{V}, V_{DS} = -24\text{V}, T_A=55^{\circ}\text{C}$)	I_{DSS}	—	—	-1 -5	μA
Gate Body Leakage 柵極漏電流($V_{GS}=\pm 12\text{V}, V_{DS}=0\text{V}$)	I_{GSS}	—	—	± 100	nA
Static Drain-Source On-State Resistance 靜態漏源導通電阻($I_D = -4.2\text{A}, V_{GS} = -10\text{V}$)	$R_{DS(ON)}$	—	42	50	$\text{m}\Omega$
Static Drain-Source On-State Resistance 靜態漏源導通電阻($I_D = -2\text{A}, V_{GS} = -4.5\text{V}$)	$R_{DS(ON)}$	—	53	60	$\text{m}\Omega$
Static Drain-Source On-State Resistance 靜態漏源導通電阻($I_D = -1\text{A}, V_{GS} = -2.5\text{V}$)	$R_{DS(ON)}$	—	80	85	$\text{m}\Omega$
Input Capacitance 輸入電容 ($V_{GS}=0\text{V}, V_{DS} = -15\text{V}, f=1\text{MHz}$)	C_{ISS}	—	954	—	pF
Output Capacitance 輸出電容 ($V_{GS}=0\text{V}, V_{DS} = -15\text{V}, f=1\text{MHz}$)	C_{OSS}	—	115	—	pF
Turn-ON Time 開啓時間 ($V_{DS} = -15\text{V}, V_{GS} = -10\text{V}, R_{GEN}=6\Omega$)	$t_{(on)}$	—	6	—	ns
Turn-OFF Time 關斷時間 ($V_{DS} = -15\text{V}, V_{GS} = -10\text{V}, R_{GEN}=6\Omega$)	$t_{(off)}$	—	38	—	ns

Pulse Width $\leq 300 \mu\text{s}$; Duty Cycle $\leq 2.0\%$

■ TYPICAL CHARACTERISTIC CURVE

典型特性曲线

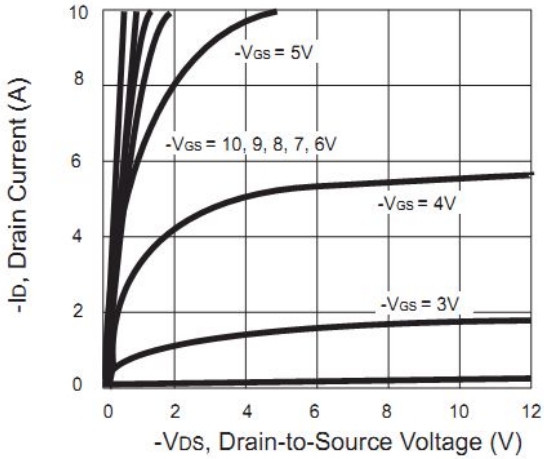


Fig 1: Output Characteristics

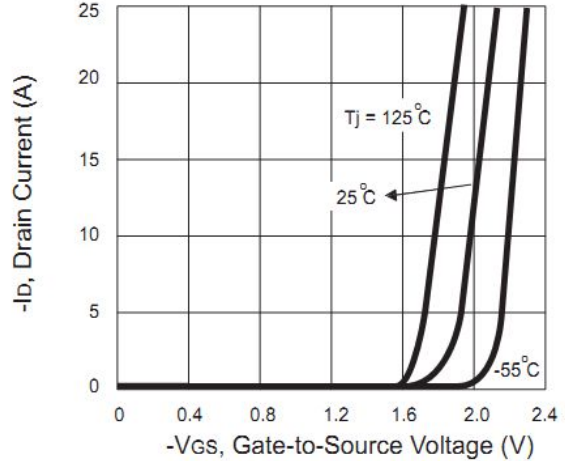


Figure 2: Transfer Characteristics

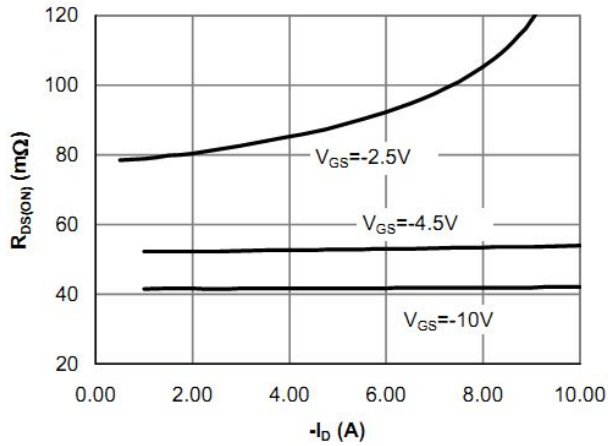


Figure 3: On-Resistance vs. Drain Current and Gate Voltage

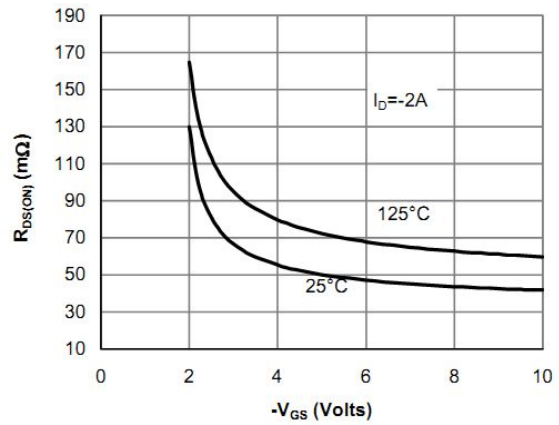


Figure 4: On-Resistance vs. Gate-Source Voltage

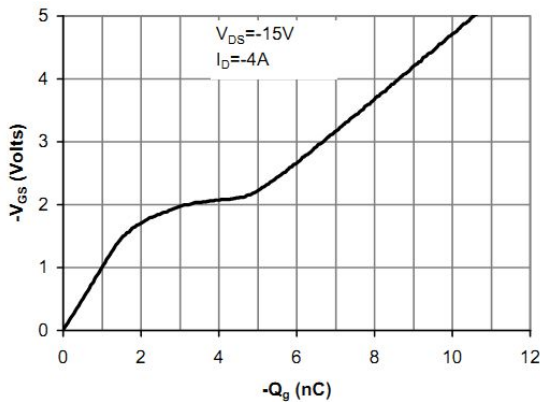


Figure 5: Gate-Charge Characteristics

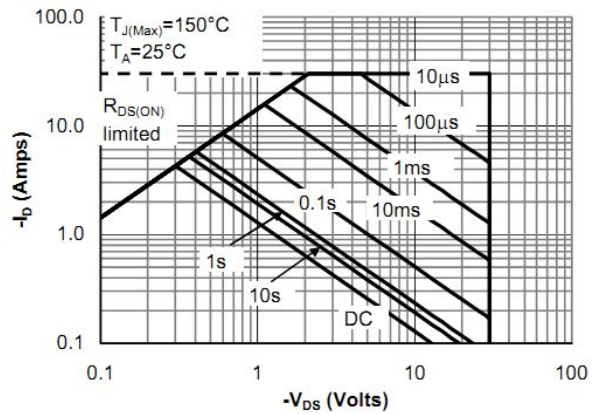
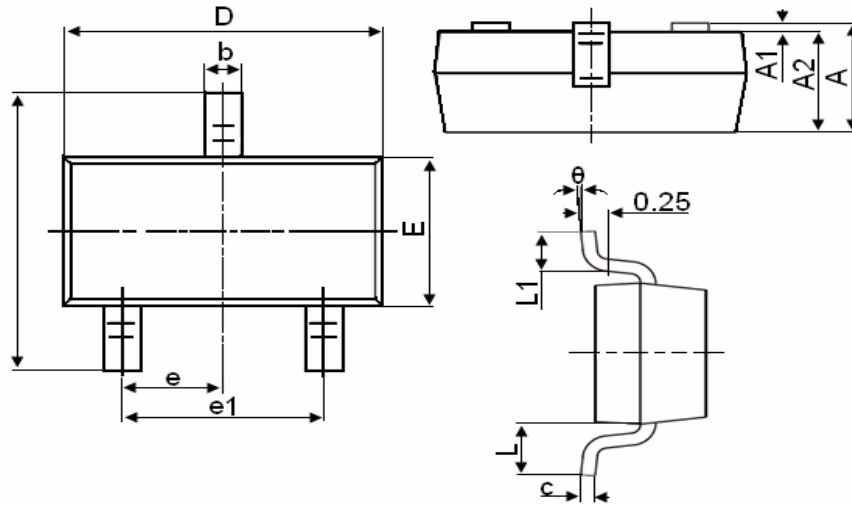


Figure 6: Safe Operating Area



SOT-23 Package Information



Symbol	Dimensions in Millimeters	
	MIN.	MAX.
A	0.900	1.150
A1	0.000	0.100
A2	0.900	1.050
b	0.300	0.500
c	0.080	0.150
D	2.800	3.000
E	1.200	1.400
E1	2.250	2.550
e	0.950TYP	
e1	1.800	2.000
L	0.550REF	
L1	0.300	0.500
θ	0°	8°

Shanghai Leiditech Electronic Co.,Ltd
 Email: sale1@leiditech.com
 Tel : +86- 021 50828806
 Fax : +86- 021 50477059