

PLEASE CHECK WWW.MOLEX.COM FOR LATEST PART INFORMATION

Part Number: [0191600194](#)
Status: **Active**
Description: Wing Lock Splice for 8-22 AWG Wire

Agency Certification

CSA LR18689
 UL E32244

General

Product Family Splices
 Series [19160](#)
 Crimp Quality Equipment Yes
 Mil-Spec N/A
 Product Name Wing Lock

Physical

Barrel Type Closed
 Flammability 94V-2
 Insulation Nylon (PA)
 Packaging Type Bag
 Temperature Range - Operating 105°C
 Wire Insulation Diameter 11.7mm (.46") max
 Wire Size AWG 10, 12, 14, 16, 18, 20, 22, 24, 26, 8
 Wire Size mm² 0.04 - 6.60

Electrical

Voltage - Maximum 600V

Material Info

Old Part Number WL-T

Reference - Drawing Numbers

Sales Drawing SD-19160-003

EU RoHS

**ELV and RoHS
Compliant**

REACH SVHC

Not Reviewed

Halogen-Free

Status

Not Reviewed

China RoHS



**Need more information on product
environmental compliance?**

Email productcompliance@molex.com
 For a multiple part number RoHS Certificate of
 Compliance, [click here](#)

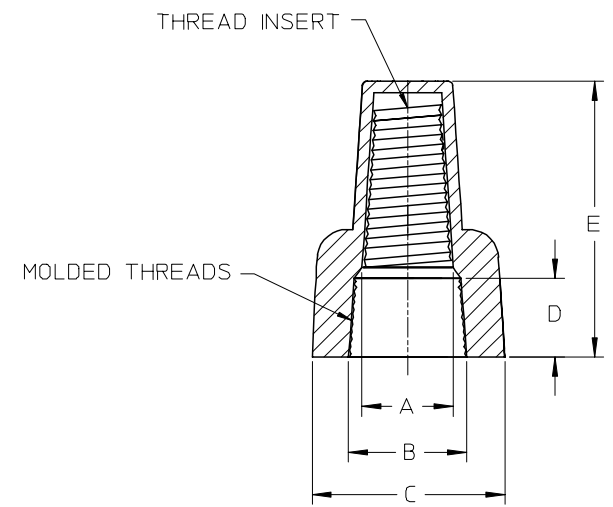
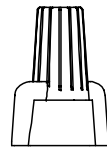
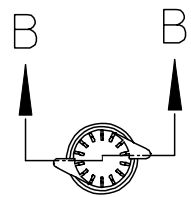
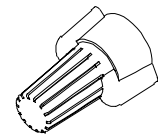
Please visit the [Contact Us](#) section for any
 non-product compliance questions.

Search Parts in this Series

[19160Series](#)

19160

MATERIAL NUMBER	ENGINEERING NUMBER	COLOR	WIRE RANGE	WIRE RANGE MIN.	WIRE RANGE MAX.	VOLTAGE MAX.	DIM A	DIM B	DIM C	DIM D	DIM E
191600044	WL-Y	YELLOW	18-10	2#18	3#12	600/300	.25/6.4	.39/9.9	.72/18.3	.35/8.9	1.02/25.9
191600045	WL-R	RED	18-8	5#12	3#16	600/300	.35/8.9	.53/13.5	.91/23.1	.38/9.7	1.25/31.8
191600046	WL-G	GREY	18-8	3#14 & 1#18	3#10	600/300	.39/9.9	.59/14.9	1.00/25.4	.39/9.9	1.31/33.3
191600047	WL-B	BLUE	14-6	2#10 & 1#12	1#8 & 3#10	600	.47/11.9	.74/18.8	1.26/32.0	.52/13.2	1.58/40.1
191600194	WL-T	TAN	22-8	3#22	3#10	600	.28/7.11	.46/11.7	.72/18.3	.36/9.1	1.14/28.9



SECTION B-B
SCALE 2:1

REF NOTES:

- 1.) WORKING TEMP. -105°C
- 2.) HOUSING MATERIAL: UL 94V-2 FLAME RETARDANT THERMOPLASTIC
- 3.) MOLEX UL FILE NO.: E32244
- 4.) MOLEX CSA FILE NO.: 073539



EC NO: DRWN: ASAYDEH 2005/10/20 CHKD: 2005/11/15 APPR: RDEROSS 2005/11/21 REV: B	QUALITY SYMBOLS ▽ = 0 ▽ = 0	GENERAL TOLERANCES (UNLESS SPECIFIED)		SCALE 1:1	DESIGN UNITS INCH	THIRD ANGLE PROJECTION	REVISE ON CAD ONLY
		4 PLACES ± --- ± --- 3 PLACES ± --- ± --- 2 PLACES ± --- ± .02 1 PLACE ± 0.5 ± ---	DIMENSION STYLE IN/MM	TITLE WIRE CONNECTORS WINGED TYPE			
		ANGULAR ± 1 °	DRAWN BY B.RUPERT DATE 11/07/03 CHECKED BY J.PAWLIC DATE 11/07/03	MATERIAL NO. SEE CHART DOCUMENT NO. SD-19160-003			
		DRAFT WHERE APPLICABLE MUST REMAIN WITHIN DIMENSIONS	APPROVED BY R.DEROSS DATE 11/07/03	SHEET NO. 1 OF 1	THIS DRAWING CONTAINS INFORMATION THAT IS PROPRIETARY TO MOLEX INCORPORATED AND SHOULD NOT BE USED WITHOUT WRITTEN PERMISSION		