

## 35A BRIDGE RECTIFIERS

### 35A 桥式整流器

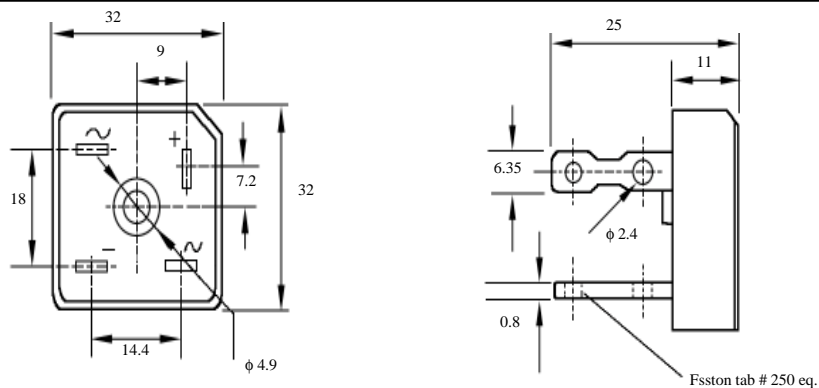
### 35A BRIDGE RECTIFIERS

最大额定值 Absolute MAX rating

项目 Description	符号 Symbols	条件 Conditions	额定值 Ratings	单位 Unit
贮存温度 Storage Temperature	$T_{STG}$		-55 ~ +175	°C
结温 Operating Junction Temperature	$T_J$		150	°C
最大反向电压 MAX reverse Voltage	$V_{RM}$			
MP351			100	V
MP352			200	
MP354			400	
MP356			600	
MP358			800	
MP3510			1000	
平均正向整流电流 Average rectified Forward Current	$I_O$	50Hz Sine wave resistance load $T_c = 55^\circ\text{C}$ 50Hz 正弦波电阻负载	35	A
浪涌电流 Surge Current	$I_{FSM}$	Non-repetitive 50Hz 10ms Sine wave $T_J = 25^\circ\text{C}$ 不重复 50Hz 10ms 正弦波	300	A
绝缘强度 Dielectric strength	Vdia	Terminals to case AC 1 minute 端子与管壳间 AC1 分钟	2	KV

电性特征 Electrical characteristics  $T_a = 25^\circ\text{C}$

正向电压 Forward Voltage	$V_F$	$I_F = 17.5\text{A}$	Max 1.05	V
反向漏电电流 Reverse leakage current	$I_R$	$V_R = V_{RM}$	Max 10	$\mu\text{A}$
热阻 Thermal resistance	$Q_{JC}$	结点管壳间 Junction to Case	Max 1.5	°C/W



外形尺寸  
Outline dimensions

MP351-MP3510

35A 桥式整流器额定值与特性曲线

35A BRIDGE RECTIFIERS RATING & CHARACTERISTIC CURVES

FIG. 1 - DERATING CURVE FOR OUTPUT RECTIFIED CURRENT

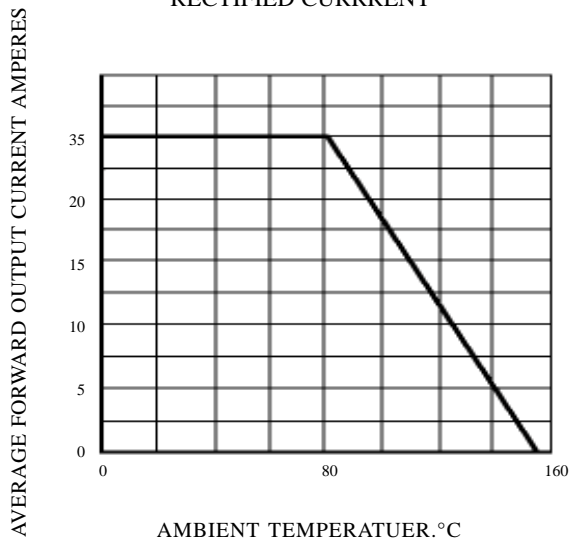


FIG. 2 - MAXIMUM NON-REPETITIVE PEAK FORWARD SURGE CURRENT PER BRIDGE ELEMENT

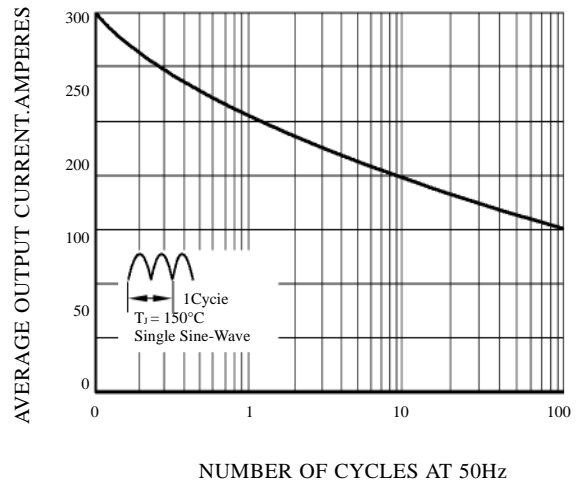


FIG. 3 - TYPICAL FORWARD CHARACTERISTICS PER BRIDGE ELEMENT

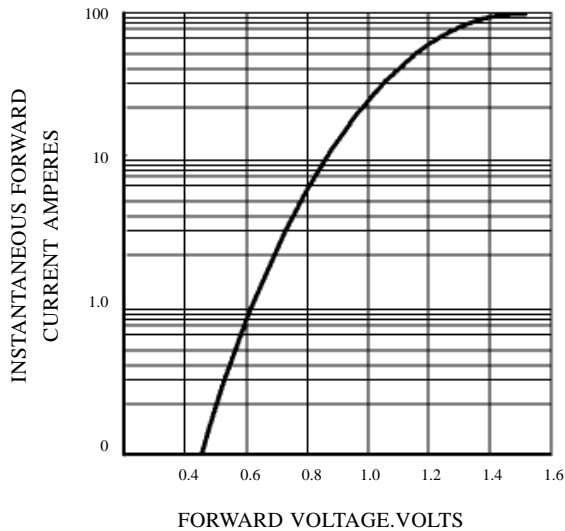


FIG. 4 - TYPICAL REVERSE CHARACTERISTICS PER BRIDGE ELEMENT

