


Data sheet | Item number: 706-2300/201-200

System cable; for Siemens S7-300; 8 digital outputs; Length: 2 m; Conductor cross-section: 0.14 mm²



www.wago.com/706-2300/201-200



Data Notes

Note	When using more than 10 wires, the maximum current per wire must be reduced to 0.7 A.
------	---

Electrical data

Inputs/outputs	8 digital outputs
Operating voltage	≤ AC/DC 35 V
Current per wire (max.)	1 A

Connection data

Compatible PLC Modules	Siemens S7-300
Compatible PLC I/O Card Types	6ES7 322-1BF01-0AA0 6ES7 322-8BF00-0AB0
Connection type (1)	System
Pluggable connectors	Pluggable connector per DIN 41651; Female connector
Connection type 2	System
Pole number 2	10
Connector 2	Siemens 6ES7-392-1BJ00-0AA0

Subject to changes. Please also observe the further product documentation!

WAGO GmbH & Co. KG
Hansastr. 27
32423 Minden
Phone: +49571 887-0 | Fax: +49571 887-169
Email: info.de@wago.com | Web: www.wago.com

Do you have any questions about our products?
We are always happy to take your call at +49 (571) 887-44222.

Cable type	LiYY
Wire cross-section	0.14 mm ²
Color code	per DIN VDE 47100

Physical data

Cable length	2 m
--------------	-----

Material data

Weight	999 g
--------	-------

Environmental requirements




Surrounding air temperature (operation)	-20 ... 50 °C
---	---------------

Commercial data

Product Group	30 ()
PU (SPU)	1 Stück
Country of origin	FR
GTIN	4045454880217
Customs tariff number	85444290900

Optional accessories

Interface module

Interface module	
	<p>Item no.: 704-5003 Interface module for system wiring; Pluggable connector per DIN 41651; Male connector; 10-pole; 8-channel relay output; 1 changeover contact; Triple-deck PCB terminal blocks; in mounting carrier; 2,50 mm²</p> <p>www.wago.com/704-5003</p>
	<p>Item no.: 704-5013 Interface module for system wiring; Pluggable connector per DIN 41651; Male connector; 10-pole; 8-channel relay output; 1 changeover contact; Triple-deck PCB terminal blocks; with manual operation; in mounting carrier; 2,50 mm²</p> <p>www.wago.com/704-5013</p>
	<p>Item no.: 289-611 Interface module; Pluggable connector per DIN 41651; 10-pole; Triple-deck PCB terminal blocks; in mounting carrier; 2,50 mm²</p> <p>www.wago.com/289-611</p>

Downloads

Documentation

Bid Text

Subject to changes. Please also observe the further product documentation!



706-2300/201-200 X81 - Datei	2019. 2. 19.	xml 3.2 kB	Download
706-2300/201-200 doc - Datei	2015. 2. 9.	doc 26.1 kB	Download

Additional Information

Disposal; Electrical and electronic equipment, Packaging	V 1.0.0	pdf 265.8 kB	Download
--	---------	-----------------	----------

System Description

WAGO System Wiring, Selection Guide This guide will help you select the appropriate interface modules and system cables for the controller you are usng.		pdf 545.9 kB	Download
---	--	-----------------	----------

CAD/CAE-Data

CAE data

WSCAD Universe 706-2300/201-200		URL	Download
WSCAD Universe 706-2300/201-200		URL	Download

Environmental Product Compliance

Compliance Search

Environmental Product Compliance 706-2300/201-200 System cable; for Siemens S7-300; 8 digital outputs; Length: 2 m; Conductor cross-section: 0.14 mm ²		URL	Download
--	--	-----	----------

Installation Notes

Subject to changes. Please also observe the further product documentation!