

KEY FEATURES

- Enclosed Switching Power Supply
- Universal Input: 85-265 VAC
- Single Output
- 5 VDC to 48 VDC Output
- 3000 VAC Input to Output Isolation
- Din Rail Kit For Optional
- 3-Years Product Warranty

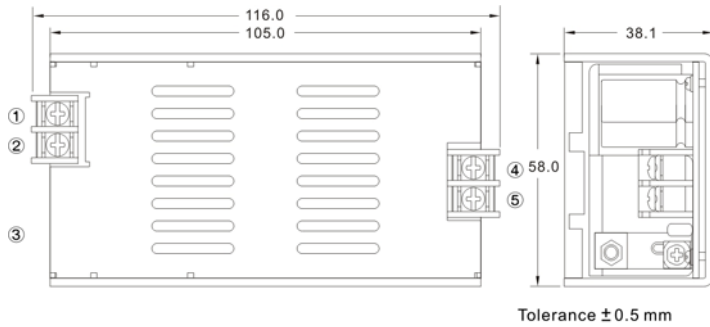


ELECTRICAL SPECIFICATIONS

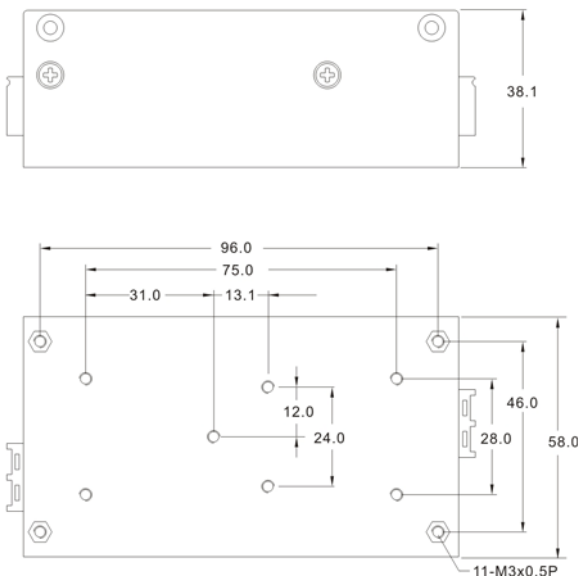
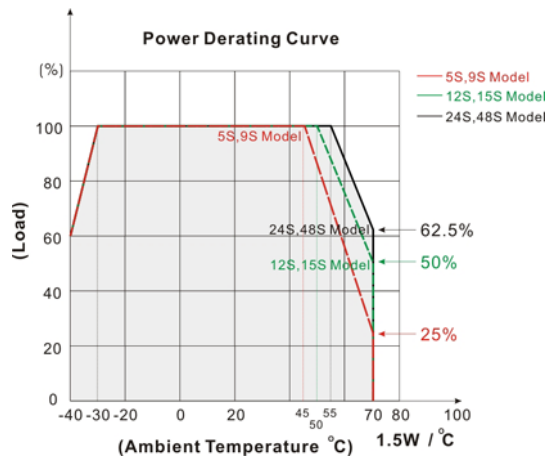
Model No.	AES60E-5S	AES60E-9S	AES60E-12S	AES60E-15S	AES60E-24S	AES60E-48S	
Max Output Wattage (W)	50W	60W	60W	60W	60W	60W	
Input	Voltage						85-265 VAC or 100-370 VDC
	Frequency (Hz)						47-63 Hz
	Current (Full load)						2 A max. (115 VAC) / 1 A max. (230 VAC)
	Inrush Current (<2ms)						30 A max. (115 VAC) / 50 A max. (230 VAC)
	Leakage Current						0.5 mA max.
Output	Voltage (V.DC.)	5V	9V	12V	15V	24V	48V
	Voltage Accuracy	±2%					
	Current (mA) max	10,000	6,660	5,000	4,000	2,500	1,250
	Line Regulation (LL-HL) (typ.)	±1%					
	Load Regulation (5-100%) (typ.)	±1%					
	Minimum Load	1%					
	Maximum Capacitive Load	470-23,000µF depending on model					
	Ripple	<0.2% Vout +40mV max (Vp-p)					
	Noise	<0.5% Vout +50mV max (Vp-p)					
	Efficiency (at 230V)	82%	84%	86%	86%	86%	86%
	Trim	±10%					
	Hold-up Time	10 ms min.					
	Switching Frequency	100 kHz					
Protection	Over Power Protection	Auto recovery					
	Over Voltage Protection	Zener diode clamp					
	Short Circuit Protection	Auto recovery					
Isolation	Input-Output (V.AC)	3000V					
	Input-FG (V.AC)	1500V					
	Output-FG (V.AC)	500V					
Environment	Operating Temperature	-40°C...+70°C (with derating)					
	Storage Temperature	-50°C...+85°C					
	Temperature coefficient	±0.02%/°C					
	Humidity	95% RH					
	MTBF	>130,000 h @ 25°C (MIL-HDBK-217F)					
	Vibration	10-500Hz, 2G 10min./1cycle, 60min. each along X, Y, Z axes.					
Physical	Dimension (L x W x H)	4.13 x 2.28 x 1.5 Inches (105.0 x 58.0 x 38.1 mm) Tolerance ±0.5 mm					
	Weight	260 g					
	Cooling Method	Free air convection					
Safety	Agency Approvals	CE, UL60950					
EMC	EMI (Conducted & Radiated Emission)	EN 55022 class B					
	EMS (Noise Immunity)	EN 55024					

1.All specifications valid at normal input voltage, full load and +25°C after warm-up time unless otherwise stated.

2.Ripple & Noise are measured at 20MHz of bandwidth with 0.1µF & 47µF parallel capacitor.

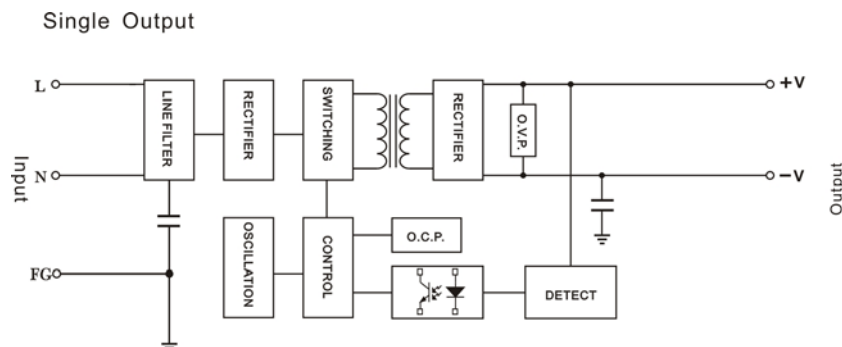
MECHANICAL DIMENSION (Top View)


PIN#	SINGLE
1	AC IN (N)
2	AC IN (L)
3	FG
4	+DC OUT
5	-DC OUT

DERATING

ASSEMBLY INSTRUCTIONS

*U Case T=2.5mm

Customer screws into the length of the case no higher than 0.5mm
(Namely screw length for load plate thickness plus 3.0mm)

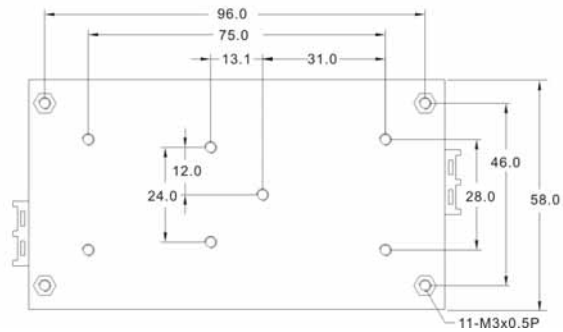
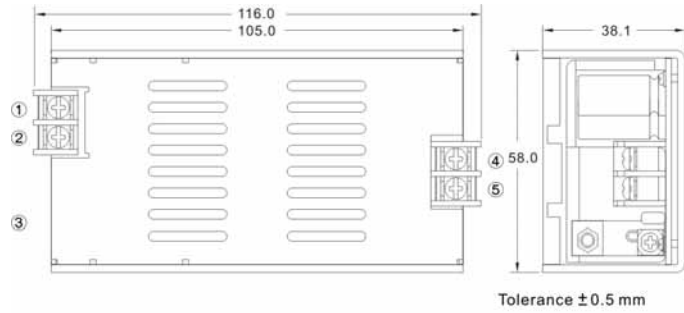
BLOCK DIAGRAM


AES60E SERIES

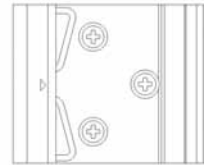
60 Watts

Din Rail Kit

AES60E-DRK



Din Accessory



PIN#	SINGLE
1	AC IN (N)
2	AC IN (L)
3	FG
4	+DC OUT
5	-DC OUT