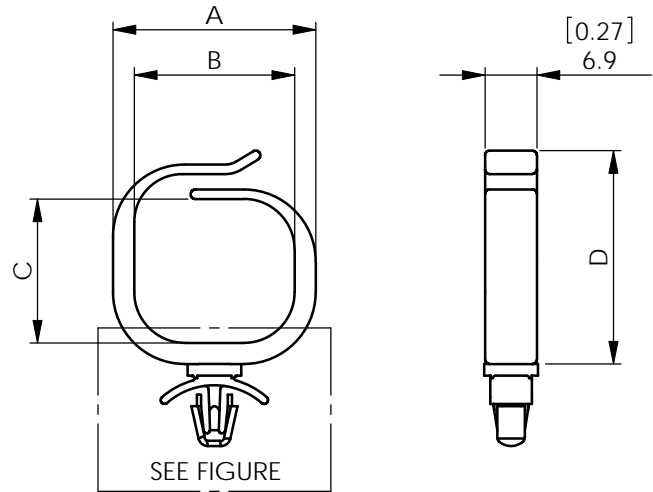


REV.	MODIFICATION.	DATE	DRN
01	CO2010782	25/08/09	MT
02	CO2010839	19/10/09	MT
03	CO2010917	13/07/10	SF

UL94 V-2 NYLON 6/6, RMS-01 COLOUR: NATURAL	UL94 V-0 NYLON 6/6, RMS-19 COLOUR: NATURAL	"A" REF	"B" REF	"C" REF	"D" REF	FIGURE
OFNS-13-187-01	OFNS-13-187-19	26.8[1.06]	21.2[.83]	19[.75]	28.2[1.11]	1
OFNS-13-312-01	OFNS-13-312-19					2
OFNS-13-250-01	OFNS-13-250-19					4
OFNS-13-S9.5M-01	OFNS-13-S9.5M-19					5
OFNSB-13-01A-RT	OFNSB-13-19A-RT					6
OFNS-16-187-01	OFNS-16-187-19	34.3[1.35]	28.7[1.13]	25.1[.99]	34.4[1.35]	1
OFNS-16-312-01	OFNS-16-312-19					2
OFNS-16-S307-01	OFNS-16-S307-19					3
OFNS-16-S9.5M-01	OFNS-16-S9.5M-19					5
OFNSB-16-01A-RT	OFNSB-16-19A-RT					6
OFNS-28-S9.5M-01	OFNS-28-S9.5M-19					43[1.69]

AVAILABLE IN BLACK COLOUR BY SPECIAL ORDER. TO ORDER, ADD "BK" TO THE END OF THE PART NUMBER



ALTERNATE UNITS FOR REFERENCE ONLY

INFORMATION CONTAINED IN THIS DOCUMENT IS CONFIDENTIAL TO RICHCO INTERNATIONAL Co. Ltd. AND MAY NOT BE DISCLOSED OR REPRODUCED IN WHOLE OR PART WITHOUT THEIR WRITTEN CONSENT.

**RICHCO, INC.**  
WWW.RICHCO-INC.COM

ALL DIMENSIONS IN mm  
GENERAL TOLERANCES ±0.25  
UNLESS OTHERWISE STATED  
1 DECIMAL PLACE ±  
2 DECIMAL PLACES ±  
ANGULAR ±1°

THIRD ANGLE

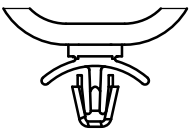
MATERIAL: SEE TABLE      COLOUR: SEE TABLE

DESCRIPTION: OPTICAL FIBER NETWORK SADDLE      PART No: SEE TABLE

DRG No: 09-084      PROJECT NUMBER:      SHEET SIZE A4

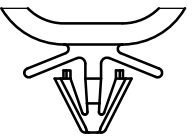
DRN MT	DATE 21/08/09	CHKD TC	DATE 25/08/09	SCALE NTS	SHEET No. 1 OF 1
-----------	------------------	------------	------------------	--------------	---------------------

FIGURE 1



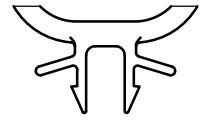
TO SNAP LOCK INTO A  
Ø 4.75 ± 0.08 [ .187 ± .003 ] HOLE  
IN A 0.8-2.0 [ .031-.079 ]  
THICK PANEL

FIGURE 2



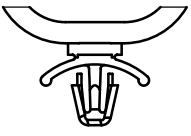
TO SNAP LOCK INTO A  
Ø 7.92 ± 0.08 [ .312 ± .003 ] HOLE  
IN A 0.8-1.6 [ .031-.063 ]  
THICK PANEL

FIGURE 3



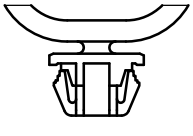
TO SNAP LOCK INTO A  
7.80 ± 0.08 [ .307 ± .003 ] SQUARE HOLE  
IN A 0.8-2.0 [ .031-.079 ]  
THICK PANEL

FIGURE 4



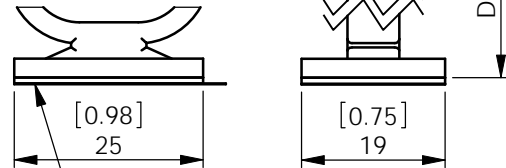
TO SNAP LOCK INTO A  
Ø 6.35 ± 0.08 [ .250 ± .003 ] HOLE  
IN A 0.8-2.0 [ .031-.079 ]  
THICK PANEL

FIGURE 5



TO SNAP LOCK INTO A  
9.50 ± 0.08 [ .374 ± .003 ] SQUARE HOLE  
IN A 0.8-2.0 [ .031-.079 ]  
THICK PANEL

FIGURE 6



0.8 [ .03 ] THICK DOUBLE SIDED  
ADHESIVE TAPE WITH RELEASE  
TAB, RMS-15